molecules

MDPI

Review

Bioactive Compounds from Organic Waste

Benito Parra-Pacheco, Byanka A. Cruz-Moreno, Humberto Aguirre-Becerra, Juan Fernando García-Trejo * and Ana Angélica Feregrino-Pérez *

Research and Postgraduate Division, School of Engineering, Universidad Autónoma de Querétaro, Campus Amazcala, Carretera a Chichimequillas Km 1 s/n, Amazcala, El Marqués 76265, Querétaro, Mexico; benito.parra@uaq.mx (B.P.-P.); mibyvis14@gmail.com (B.A.C.-M.); humbertoagbe@hotmail.com (H.A.-B.)
* Correspondence: fernando.garcia@uaq.mx (J.F.G.-T.); feregrino.angge@hotmail.com (A.A.F.-P.)

Abstract: The reuse and reincorporation of waste are the principles of circular economies. Compost, biofuels, animal feed, dyes, and bioactive compounds can be obtained from the revaluation of organic waste. Research on this subject is scarce and limited to specific sectors, such as agriculture and agroindustry, leaving aside others that generate large quantities of organic waste, such as floriculture. The remains of these sectors have a low decomposition rate compared to other organic wastes. They are a source of bioactive compounds (e.g., essential oils, pigments, phenols) that can be reincorporated into the production chain of various industries. This review describes the composition of waste from agroindustry, agriculture, and floriculture, analyzing their potential revalorization as a source of bioactive compounds and an alternative supply source.

Keywords: organic waste; bioactive compounds; biological properties; added value; waste revaluation

check for updates

Citation: Parra-Pacheco, B.; Cruz-Moreno, B.A.; Aguirre-Becerra, H.; García-Trejo, J.F.; Feregrino-Pérez, A.A. Bioactive Compounds from Organic Waste. *Molecules* **2024**, *29*, 2243. https://doi.org/10.3390/molecules29102243

Academic Editors: Ana Barros and Pedro Ferreira-Santos

Received: 28 March 2024
Revised: 1 May 2024
Accepted: 7 May 2024
Published: 10 May 2024

Copyright: © 2024 by the authors. Licensee MDPI, Basel, Switzerland. This article is an open access article distributed under the terms and conditions of the Creative Commons Attribution (CC BY) license (https://creativecommons.org/licenses/by/4.0/).

1. Introduction

Population growth causes greater demand for health services, housing, and food, resulting in a high amount of residues that are generally classified as inorganic and organic [1] (Figure 1). Globally, more than 2.1 billion tons of garbage is produced each year and is expected to increase by 70% by 2050 [2]. This situation has caused social, economic, health, and environmental concerns. In this sense, agriculture, livestock, aquaculture, the food industry, and other agroindustrial sectors generate large amounts of organic residues such as fruits, vegetables, leaves, stems, foliage, husks, seeds, pulp, stubble, bagasse, husks, straws, manure, feathers, whey, and other animal byproducts [3–5]. Other areas not directly related to the agroindustry (i.e., gardening) generate leaves, branches, flowers, soil, and insects as waste [6]. Organic garbage is generally mixed, making its composition highly variable. Separation methods are misused, leading to inadequate transformation and low separation recurrence, resulting in environmental problems such as erosion, the release of greenhouse gases (e.g., CO_2), and air, soil, and aquifer pollution [7,8]. On the other hand, organic matter contains a high number of sugars [9], lipids [10], proteins [11], lignocellulosic biomass, and other functionalized molecules [12,13]. The extraction of these compounds would allow for their revaluation, reducing contamination and infection sources. This topic has captured the scientific community's attention as many works have reported using organic waste for different applications. For example, rice husk contains amorphous silica, which can be used to manufacture non-structural concrete blocks [14] and masonry bricks [15]. Moreover, the interaction of microorganisms with residual biomass in saccharification and fermentation techniques allows for the obtention of lactic acid [16,17], succinic acid [18], and polyhydroxy butyrate [19], which are used in the synthesis of bioplastics.

Research has focused on organic waste conversion processes to obtain different byproducts. Different phenolic compounds and pigments (e.g., chlorophylls, anthocyanin, betalains, and carotenoids) have been extracted from fruit and vegetable trash (e.g., seeds, peels, or pomace from grapes, tomatoes, and red beet) [20]. These compounds can be used

as food additives, natural colorants, and color intensifiers [21]. Additionally, dietary fiber, phenolic compounds, flavoring agents, aromas, enzymes, and organic acids can be obtained from mango, banana, grape, potato, tomato, garlic, lemon, orange, and carrot residues [22]. Pectin is another biocompound that can be extracted from coffee mucilage and citrus trash [23,24]. Furthermore, bioplastics can be obtained from organic waste to produce biofilms for plant fertilizers, intelligent packing, biomedical devices, and sensors [25].

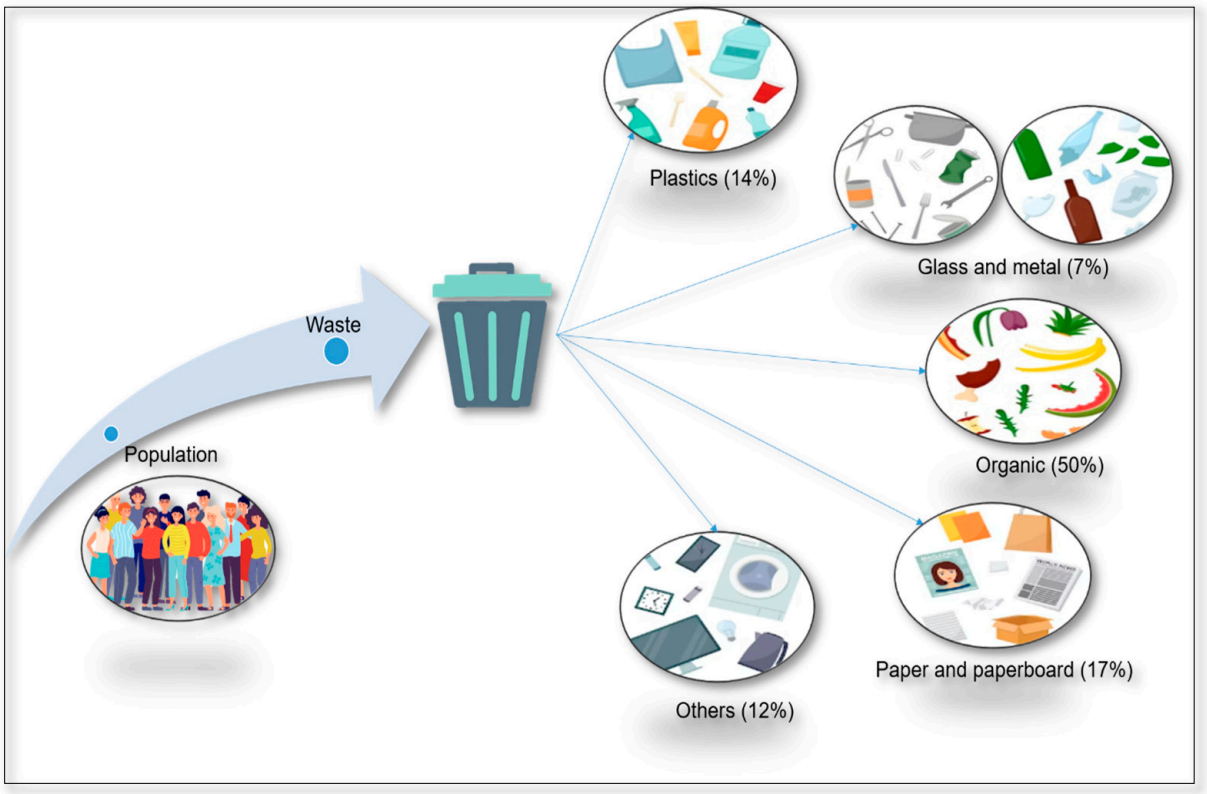

Figure 1. Representative scheme and percentages of waste generation.

The absorbent properties of waste can be used to extract colorants from wastewater; for example, rice husks can absorb pigments from the textile industry, avoiding contamination problems [26,27]. Organic residues can be used as compost to enrich agricultural soil [24], substituting chemical fertilizers [25]. On the other hand, implementing organic waste as animal food supplementation in different species has been studied [28] and proposed as a cheaper alternative with optimal nutritional values in food production for pigs, birds, ruminants [29], and fish [30]. Furthermore, biofuel production is one of the most exploited applications for lignocellulose waste revaluing [31], representing an alternative to the increasing cost and low availability of non-renewable fossil fuels [32].

Agricultural residues are the most studied for revaluing purposes, whereas floriculture garbage has been less explored. Worldwide, the Netherlands, Germany, France, Spain, and Italy lead flower production. In 2019, the Netherlands reported 34.3 thousand hectares for producing ornamental flowers [33], followed by Poland with 8.77, France with 8.74, Italy with 8.31, and the United Kingdom with 7.00 [34]. Analogously, India produces 700 million tons of flower waste annually. In some countries, such as India and Sri Lanka, annual flower production losses are nearly 40%, and in some cities, such as Aurangabad, floral waste is 50kg per day [35]. The Indian cities exhibiting the significant production of this residue are Varanasi and Surat, with 10 to 1.5 tons per day [36]. In different temples in Chennai city, waste generation ranges from 125 to 800 kg per day [37]. Another study estimates that flower waste in India is approximately 4738 tons per day [38], and 50 tons of tulip petals in Turkey annually [39]. These residues exhibit excellent potential for

incorporation into other processes [40]; unfortunately, this waste is not treated, generating contamination problems [41]. However, they can be utilized to produce handmade paper and contain compounds such as essential oils, pigments, and phenols, which can be used in pharmaceutical, food, biofuel, and cosmetic industries [37,42] (Figure 2).

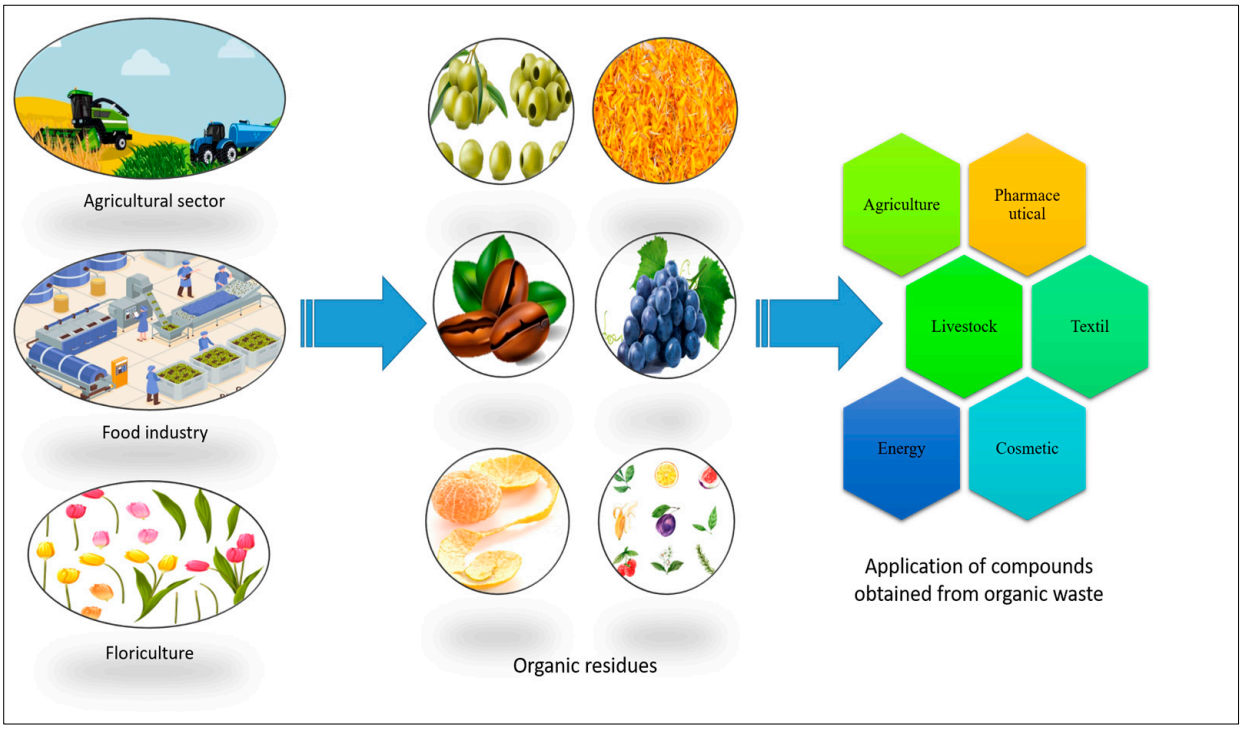

Figure 2. Applications of biocompounds from organic waste generated in different sectors.

Research on organic waste's potential in different sectors has recently emphasized biocompound extraction methods for their incorporation into other production processes. This work aims to present a compilation and analysis of bioactive compounds in organic waste and their possible use in other industrial applications. This review focuses on residues derived from the food industry (Section 3), crops (Section 4), and other sources (e.g., floriculture) and their possible applications (Section 5).

2. Methodology

The articles in this review were found from different academic publishers such as MDPI, Springer, Science Direct, Academic Google, Taylor and Francis, and Research Gate. Keywords such as bioactive compounds, pigments, flavonoids, phenols, fatty acids, fibers, carbohydrates, proteins, and essential oils from the organic waste of agroindustry, food industry, agriculture, and floriculture were used to filter the most important information. Databases were visited to obtain information on flower-producing countries and residues containing bioactive compounds. The information was synthesized and classified according to the date and main compounds of residues of agriculture, agroindustry, food industry, and flowers. The discrimination criteria for the writing were created as follows: the review of compounds in organic waste was performed with articles and databases between the years 2002 and 2023. For the content of Table 1, which establishes extraction methods, references from articles and book chapters between the years 2012 and 2023 were used. For Table 2, on specific compounds from organic waste, references from 2017 to 2023 were used.

3. Waste Derived from Food Industry

Food processing generates large amounts and a wide variety of organic waste (Figure 3). For example, olive fruit is a traditional Mediterranean cultivation, with 90% of the world's

oil and table olives produced for human consumption [43]. In 2019, olive production was headed by Spain (5,965,080.00 tons), followed by Italy (2,194,110.00 tons), Morocco (1,912,238.00 tons), Turkey (1,525,000.00 tons), and Greece (1,228,130.00 tons) [44]. Olives and olive oil contain different types of lipids (unsaturated, monounsaturated, and polyunsaturated fatty acids) and other compounds, in fewer concentrations, that benefit human health, such as phenols, sterols, squalene, tocopherol, proteins, and pigments [45]. Grapes have the same importance as olives in the Mediterranean, since they are used for producing different types of wine with different varieties of grapes rich in phenolic acids, flavonoids, tannins, and anthocyanins, providing excellent flavor and aromas [46].

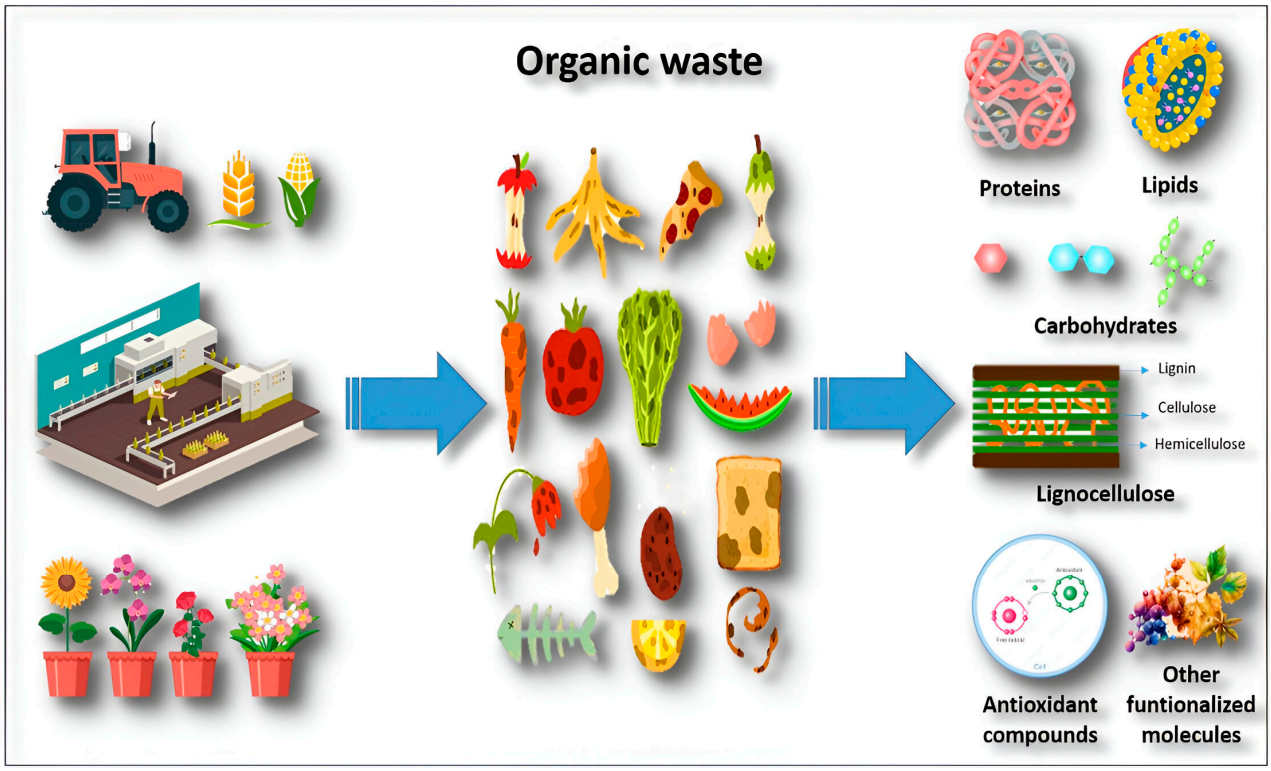

Figure 3. Specific biocompounds contained in organic waste from different agroindustrial sectors such as agriculture, the food industry, and floriculture.

Researchers have described extracting and removing polyphenolic compounds and natural dyes from olive oil and wine industry residues, including those from the production process and cultivation (i.e., leaves and fruits) [47]. An estimated three tons of pruning waste per cultivated hectare of olive trees are produced annually, representing a cheap and unexploited source of bioactive compounds [48]. Amurca, orujo, and alpeorujo constitute the olive pomace, rich in phenolic compounds such as oleuropein, which is most abundant in olive leaves, and hydroxytyrosol, the most bioactive phenol in olives [49]. These phenols have been attributed with antioxidant [50], antiviral [51], antimicrobial [52], and antibacterial properties [53]. Additionally, terpenes [54], carotenoids [55], tocopherols [56], phytosterols [57], and phytoene with long chains of alcohols have been identified in olive pomace [58]. Thus, this residue has desirable bioactive compounds for the food, pharmaceutical, and cosmetic industries. The residues of wine, such as seed, fruit, pulp, and leaves, contain polyphenols and antioxidants [59]. Proanthocyanidin in red grapes provides benefits against human diseases such as inflammation, cardiovascular problems, diabetes, hypertension, and microbial infections [60]. Vitamin A, vitamin E, and carotenoids such as alpha-carotene, beta-carotene, xanthine, beta-cryptoxanthin, and lycopene are nutraceuticals with antioxidant properties [61].

Citrus fruit processing generates a large amount of organic garbage (e.g., peels, seeds, and pomace) used to feed animals or disposed of in landfills. However, this residue is a source of raw materials with various applications in the food and non-food sectors [62]. After processing, different variants of pectin are extracted from orange, mandarin, bitter orange, lime, lemon, and grapefruit. Pectin could be applied as food biofilm, emulsifier, texture modifier, thickener, and for soft drinks, fruit beverages, dairy products, confectionery, and bakery fillings [63].

The wine industry is one of the largest worldwide. Spain is the leading wine producer in Europe, with an average of 1.1 million hectares used for grapevine production [47]. In this industry, two indirect residues are not used: grapevine shoots [64] and leaves [65]. Cellulose, hemicellulose, lignin, and bioactive compounds such as tannins, phenols, lactic acid, volatile compounds, and some dyes can be obtained from grapevine shoots. The grapevine leaves are used based on their maturity. For example, in Turkey, they are used in their green form as part of gastronomy and folk medicine as they are considered healthy and nutritious [66]. Senescent leaves have not been thoroughly studied, although they are deemed to have flavonoids, anthocyanins, and carotenoids due to their color (yellow to brown), which makes them a potential source of dyes. Among the direct residues of wine production, the skin, seeds, and must (vinification lees) are a potential source of colorants, phenols, flavonoids, proanthocyanidins, condensed tannins, fatty acids, lactic acid, and tartaric acids, considering that the proportions and characteristics change depending on the grape variety [67].

Coffee agribusiness generates a large amount of waste. According to the International Coffee Organization, in December 2018, 10.43 million bags of coffee beans were exported, representing an increase of 0.9% compared to December 2017 [68]. Spent coffee grounds, husk, and coffee pulp are residues that can harm the environment [69]. The grains and spent coffee grounds have proteins, caffeine, oil, and carbohydrates such as mannose, galactose, glucose, and arabinose [70,71]. Moreover, chlorogenic acid and its derivatives have been reported in coffee, pulp, husk, and waste coffee byproducts. Given their antioxidant properties and dietary fiber, these compounds can be applied as a food additive or supplement with high nutritional value [72–74].

Another example is the cocoa industry. The International Cocoa Organization reports that in 2015, 3.9 million tons of cocoa beans were collected, with an estimated production of 16 million tons of residual biomass [75]. In 2020, as exporters, the Netherlands, Germany, Nigeria, Ghana, and France recorded an income of USD 24.48 million for this residual biomass composed of cocoa pods, husk, and pulp [76]. Cocoa is a natural product for snacks, beverages, and chocolates. During cocoa processing, the waste generation is estimated at 85% of the total production, constituted by cocoa bean husks, cocoa shells, and pulp [77]. Research points to two extraction routes to obtain bioactive compounds from the residual biomass: bioconversion and solvent extraction, highlighting those with antioxidant, antimicrobial, and antiviral capacities [78] or other compounds such as polyphenols [79], pectin, phytosterols, dietary fiber, with anti-inflammatory, anti-hypertensive, anti-diabetic and anti-hypercholesterolemic properties [80]. Additionally, cocoa shell has polysaccharides, lignin, and cellulose as a dietary fiber that could be used to prepare chocolate cookies and cakes with coloration and flavor advantages over commercial products [77].

Among the applications of biocompounds that can be used from organic waste, it is worth mentioning the extraction methods and their requirements, as well as the different methodologies to conserve their properties, decrease degradation, improve performance, reduce time and costs, and mainly maintain the structure and shape of the biocompounds to be extracted [81]. Several aspects should be considered during the scaling process, such as instrumentation, batch or continuous extraction, economic aspects, and energy and solvent consumption. Methods for extracting biocompounds are generally classified into two categories with advantages and disadvantages (Table 1).

Table 1. Classification, advantages, and disadvantages of extraction methods for biocompound extraction from organic waste.

	Method	Solvent	Advantage	Disadvantage	Author
Conventional extraction methods	Percolation	Water and Solvents	The equipment is simple and applicable to a wide range of organic matter.	Unstable components due to temperature. High solvent and energy consumption. Long extraction time.	[82]
	Maceration	Water and solvents	Easy-to-use material and implementation. Minor energy consumption (electricity).	It takes a long time to extract components (days to weeks). Significant consumption of solvent. Non-exhaustive extraction.	[83]
	Decoction	Water	Used for phenolic compounds. Easy to use.	Significant energy consumption. Heating takes minutes to hours. Not for thermolabile and volatile compounds.	[84]
	Soxhlet extraction	Solvents	Lower amount of solvent. Filtration after extraction is not required. Easy-to-use equipment.	Long time for extraction, and high volume of solvent.	[85]
	Hydrodistilation	Water	Volatile compounds extraction. Easy-to-use material and equipment.	Cannot be used for thermolabile compounds. Long extraction time. Possible chemical change.	[86]
Eco-Friendly/Green Extraction Method	Ultrasound-assisted extraction (UAE)	Solvents	Lower amounts of solvent, low energy consumption and extraction time, major extraction efficiency, preservation of bioactive compound stability, and widespread industrial applications.	Not recommended for thermolabile compounds. Heat generated during extraction can modify compound's structure.	[87]
	Microwave-assisted extraction (MAE)	Solvents	Low-cost equipment that requires reduced extraction time and solvent quantity. Batch extraction.	More complicated and time-consuming than blending. High pressure.	[88]
	Supercritical fluid extraction (SFE)	Solvents, mainly carbon dioxide	High selectivity for non-polar compounds. Recommended for thermolabile compounds.	High cost and complex operation.	[89]
	Pressurized liquid extraction (PLE)	Solvents	Lower solvent consumption. Short processing time. Possibility to perform more extraction cycles and samples throughout.	High instrumentation cost and long cell preparation	[90]

4. Crop Residues

Crop residues are the inedible parts of plants left in the field after harvest, including those discarded in the transformation processes, such as the peel and seeds of fruits. Agricultural activity generates billions of metric tons of waste annually, which must be adequately managed and treated [91]. According to [92,93], cereals are the main crop worldwide, which produces a large amount of waste, such as straw, stem, and leaves that contain lignocellulose compounds [94], which are mainly used for bioenergy generation.

Some methodologies to obtain bioactive compounds from crop waste have been described [95–98], focusing on extracting those with high antioxidant capacity, given the great demand of the food, pharmaceutical, and cosmetic industries for natural products with this characteristic. Other techniques focus on obtaining aromatic [99] and phenolic [100] compounds from the coffee husk; obtaining polyphenols, carotenoids, nitrogenous compounds, and citric acid from orange peel [101,102]; and obtaining alternariol and tenuazonic acid, compounds with antibacterial activity, from sugarcane bagasse, corn, and wheat bran [103]. Additionally, numerous articles describe crop residues as a source of antioxidant compounds, mainly polyphenols, for potential implementation in food [104] and livestock feed [105]. In this line, investigators evaluated the leaves and stems of tomato, broccoli, watermelon, cucumber, and leek crops compared to the direct crop products, observing that the concentration of bioactive compounds, such as phenolic and carotenoids, depends on the type of crop and that, in some cases, the residues contain a higher concentration, compared with the fruit or vegetable. For example, tomato and watermelon leaves and stems have more lipophilic antioxidant-type compounds, such as carotenes, than fresh fruit, concluding that crop residues are an excellent source of bioactive compounds for food, cosmetics, and pharmaceutical applications.

The Food and Agriculture Organization (FAO) estimates that at least a third of the food produced worldwide is wasted annually, derived from the post-harvest, processing, distribution, and consumption chains [106]. Bioactive compounds such as carotenoids, phenolic compounds, fatty acids, tocopherols, and flavonoids can be obtained from fruit seeds and used in the pharmaceutical or alimentary sectors; therefore, developing new products or incorporating fruit waste is necessary and is increasing due to the circular economy trends and the full use of natural resources. In this sense, products containing fruit residues provide biological (through the incorporation of bioactive compounds) and economical (by including residues) added value [107]. For example, some studies have increased the antioxidant capacity of yogurt by adding grape skin flour and berry extract [108,109]. Other studies added apple and avocado peel phenolic compounds to oil to inhibit oxidation [110,111]. Different bioactive compounds from plants and fruits can be used as natural antioxidants to incorporate in meat processing [112] to preserve color, flavor, and nutritional quality when exposed to heat, oxygen, free radicals, light, and additives [113]. For example, citrus fibers are an alternative to sodium phosphate for meat curing [114]. Applying phenolic compounds from *Terminalia arjuna* to ground pork can form peroxide and thiobarbituric acid, preventing protein oxidation and rancid odor and color [115].

5. Flower Residues

Floriculture has increased consistently in the last 20 years, with an annual growth of 6% to 9%. According to the International Association of Horticultural Producers, the Netherlands produces 52% of all flowers worldwide [116]. In contrast, India is one of the leading producers of floral waste, at an estimated 700 million tons annually [117]. Residues from this sector have diverse bioactive compounds; however, they are not considered within the previous classifications as they are not directly linked to food production processes, even though some flowers can be considered food in several countries. Flowers are used for various purposes, including gardening, decoration, gastronomy, and cultural and religious functions, where the latter are the primary sources of floral waste. Considering this residue's decomposition is slower than other organic residues [117], the interest in studying their potential use as a source of bioactive compounds and incorporation in industrial processes has increased. Flowers contain proteins, carbohydrates, saturated and unsaturated lipids, carotenoids, flavonoids, organic acids, phenols, alkaloids, and terpenoids, as well as vitamins, minerals, and antioxidants [37,118,119], making them an attractive source of bioactive compounds (Figure 4). Additionally, flowers are used within medicinal practice given the therapeutic properties of their essential oils, water, and decoctions [120]. Moreover, flowers have many compounds (e.g., flavonoids, carotenoids,

and anthocyanins) that grant them a wide range of colors and make them a potential source of natural pigments [121].

Antioxidant capacity and antimicrobial and antifungal properties have been attributed to flowers. For example, investigators have indicated a significant relationship between antioxidant power and the total content of phenolic compounds [122], and others have suggested that the antioxidant activity of flowers is due to flavonoids, phenolic acids, anthocyanins, and alkaloids [123]. Their general and individual quantification is essential for understanding the true bioactivity potential, considering that different species have different types and amounts of these compounds. Additionally, the extraction method influences the compound concentration. For example, subcritical water extraction was more efficient in releasing phenols than the conventional method in marigold (*Tagetes erecta* L.) flower debris [124].

Furthermore, flowers' polyphenols, flavonoids, and tannins might cause antibacterial activity against some Gram-positive and Gram-negative bacteria [125]. *Madhuca latifolia* flowers could be a potential bioresource for producing exopolysaccharides with antibacterial, antifungal, and antiviral activity [126]. Volatile compounds, such as essential oils composed of terpenes, aliphatic hydrocarbons, aromatics, and alkanes, have been reported to exhibit antimicrobial and antifungal activity, the latter due to their hydrophobic nature [127]. In this sense, essential oils interact with the lipids of the bacterial cell membrane, increasing its permeability and leading to the leakage of ions and other cellular materials, inducing cell death. Other proposed mechanisms are the coagulation of the cytoplasm [128], membrane protein damage, ATP hydrolysis, decreased ATP synthesis [129], and the formation of voltage-dependent ion-permeable channels by biopeptides leading to microorganisms' death due to an osmotic imbalance [130].

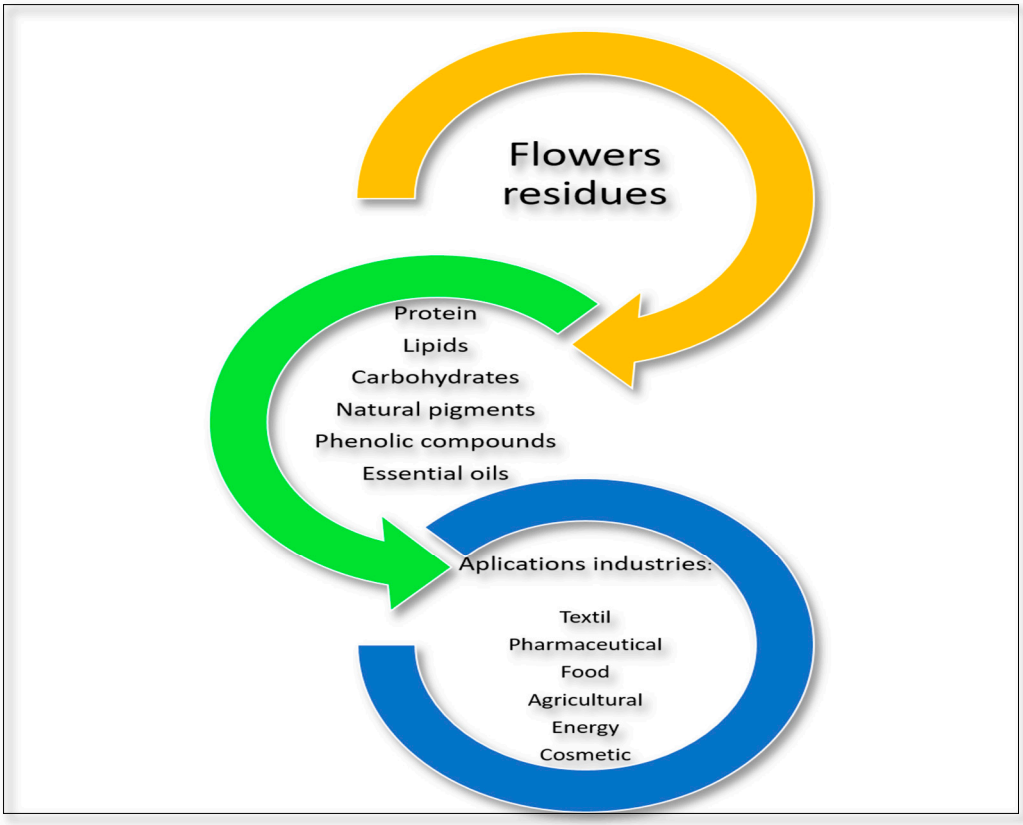

Figure 4. Compounds present in flower residues and possible industrial applications.

In medicine, value-added compounds derived from flower residues can be used. The essential oils of various flowers are used to treat several ailments. For example, pas-

sionflower (*Passiflora incarnata*) helps to decrease symptoms of stress and insomnia [131]; calendula (*Calendula officinalis*) extract is used in diverse medical conditions as a product leading to skin healing, de-inflammation, the production of granulation tissue, and the prevention of acute post-radiation dermatitis. [132]; chamomile (*Matricaria chamomilla* L. and *Chamaemelum nobile* L.) is employed in skin disorders and relieves muscular cramps [133]; rose oil (*Rosa* spp.) is utilized as a fragrance, and in cosmetics and food [134]; and arnica (*Arnica* spp.) oil is used in traditional and homeopathic medicine for its antiseptic, analgesic, and anti-inflammatory characteristics [135]. Acacia dealbata flowers were employed for their antibrowning, anti-lipogenic, and anti-inflammatory properties, and for their cytotoxicity on colon carcinoma HCT-116 and lung adenocarcinoma A549 cells [136]. The alternatives for the management of flower residues include obtaining syrup [37], incense [137], and rose (*Rosa indica*) water generation [138], among others (Table 2).

Table 2. Main biocompounds obtained from organic waste from different sectors including floriculture.

	Biocompounds	Organic Waste	Reference
Bioactive compounds from food industry and crops.	Lemon seed oil (DM) Yield (%): 26.65–35.85 Total polyphenol: 82.46–165.90 μg GAE/mL Flavonoids: 11.88–21.69 μg QE/mL	Lemon seed	[139]
	Total polyphenols in peel: 3.51–5.17 mg GAE g^{-1} (FW) Total phenol content in seed: 4.44 mg GAE g^{-1} (FW) Condensed tannins in peel: 14.7 mg CE g^{-1} (FW) and seeds: 15.5 mg CE g^{-1} (FW) Main phenolic compounds in peel (DM): Delphinidin-3-O-glucoside: 2032–2644 μg L^{-1} Delphinidin rutinoside: 3255–4407 μg L^{-1} Quercetin-3-glucoside: 2048–2654 μg L^{-1} Valoneic acid dilactone: 103–1430 μg L^{-1} Sinensetin: 1769–4164 μg L^{-1} Rutin: 3608–4055 μg L^{-1} Main phenolic compounds in seed (DM): Cyanidin-3-O-glucoside: 174–345 μg L^{-1} Valoneic acid dilactone: 5947–13,127.81 μg L^{-1} 6-Malonyldaidzin: 67–143 μg L^{-1} Myricitrin: 25–74 μg L^{-1} Gallic acid: 28–71 μg L^{-1}	Peel and seeds of ripe, semi-ripe, and ripe fruits of *Citrus reticulata* Blanco.	[140]
	64 volatile compounds detected (DM): Tomato branches had β-carotene (37.23 mg/kg^{-1}) and lycopene (3.08 mg/kg^{-1}) concentrations. Phenolic compounds in rotten fruit, tomato branches, and green tomato were present at 27.54, 27.09 and 9.90 mg GAE/g, respectively.	Rotten and green tomato fruit and branches of tomato plant.	[141]
	Compounds present (mg/100 g DM): 3-Caffeoylquinic acid: 8.3 - 104 5-Caffeoylquinic acid: 167 - 385 Caffeine: 194–391 Caffeic acid: 3.7 4,5-Dicaffeoylquinic acid: 3.6 - 11.0 1,5-Dicaffeoylquinic acid: 2.3 3,4-Dicaffeoylquinic acid: 0.6 - 7.0	Coffee grounds	[142]
	Compounds (μg/g DM): Gallic acid: 0.72–60.22 Chlorogenic acid: 19.64–337 Caffeic acid: 1.19–6.15	Coffee husks	[143]
	Compounds present in dry matter (%): Crude protein (11.53), crude fiber (1.00), crude fat (15.00), carbohydrate (58.39), pectin (18.2)	Watermelon rind	[144]
	Major compounds (mg/100 g DM): Caftaric acid: 22.4 Viferin: 10.4 Procyanidin B2: 24.6 Quercetin-β-D-glucoside: 288.9	Grape skin	[145]
	Total phenols: 309.14–666.41 mg GAE/100 g DM Total flavonoids: 74.75–120.47 mg QE/100 g DM Total anthocyanins: 8.39–8.95 mg CGE/100 g DM Vitamin C: 68.40–108.04 mg/100 g DM	Peach waste	[146]

Table 2. *Cont.*

	Biocompounds	Organic Waste	Reference
Biocompounds presents in flowers and flower waste.	Concentrations of phenolic compounds (mg/100 g DM): Caffeic acid: 57.88 Caffeic acid derivative: 6.41 Chlorogenic acid derivative: 454.34 *p*-Coumaric acid: 7.23 Quercetin derivative: 11.32 Kaempferol derivative: 1.88 Fatty acids (%): Palmitic (C16:0): 29.05–35.60 Stearic (C18:0): 6.71–11.96 Oleic (C18:1-9*c*): 14.59–22.25 Linoleic (C18:2-9,12*c*; *w-6*): 35.62–41.33	Tomato peel	[147]
	Compounds in g/kg^{-1} DM: Chlorophylls: <0.03 Polyphenols: <1.0 Carotenoids: <0.07		[148]
	Lycopene: 9068–17532 mg/kg DM Lycopene: 272 mg/100 g DM		[149] [150]
	Lycopene: 33.83–135 mg/100 g DM Total carotenoids: 65.09–160.04 mg/100 g DM	Guava powder	[151]
	Pectin yield in dry matter (%): Lemon: 10.11 Mandarin: 11.29 Kiwi: 17.30	Peel of lemon, mandarin, and kiwi.	[152]
	Total carotenoids: 0.129–0.173 mg/g FW Total chlorophyll-a: 1.02 mg/g FW Total chlorophyll-b: 0.315 mg/g FW Phenolic content: 130.10–202.30mg GAE/100g FW	Younger and mature leaf of Hibiscus sabdariffa var. sabdariffa.	[153]
	Total phenols: 5.65 µg GAE/mL (DM) Total flavonoids: 0.43 µg QE/mL (DM)	Flower of *Crotalaria juncea*	[154]
	Identification of 42 phenolic compounds, some of them were the following (DM): Acid gallic: 13.402–54.318 (mgGAE/gE) HHDP digalloyl hexose: 4.907–11.884 (mgGAE/gE) Flavogallonic acid: 2.810–6.891 (mgGAE/gE) Ellagic acid: 6.591–67.784 (mgGAE/gE) Kaempferol-3-O-β-d-galactopyranoside: 7.124–29.525 (mg HypE/gE) Quercetin: 3.859–16.758 (mg HypE/gE) Kaempferol: 4.751–20.206 (mg HypE/gE)	Rose blossom (flower)	[155]
	Major compounds (DM): Total phenols: 167.23 mg/g Total flavonoids: 76.11 mg/g Chlorogenic acid: 3.36 mg/g Catechin: 5.21 mg/g Quercetin: 11.01 mg/g	Flowering shoots of *Scrophularia striata Boiss*	[156]
	Yield (% per gram of DM): Deep pink (Portulaca grandiflora): 0.73–1.65 Red (*Rosa ards rovar*): 3.59–6.79 Light red (*Celosia argentea ver. cristia*): 0.67–1.43 Orange (*Periskia bleo*): 1.19–3.3 Bluish green (*Alternanthera ficoidea*): 1.1–2.67	Petals Petals Comb of roster Petals Leaves	[157]

FW: fresh weight; DM: dry matter; GAE; gallic acid equivalents, mg gallic acid equivalents/g extract; (mgGAE/gE), mg hyperoside equivalents/g extract; (mg HypE/gE), CE; catechin equivalents, QE; quercetin equivalents, CGE; cyanindin-3-glucoside equivalents.

6. Perspectives

A deep study of the bioactive compounds derived from organic waste from the food and agricultural industry is necessary for their reincorporation into other production chains. Those organic residues that are difficult to treat or dispose of, which regularly become an environmental problem, should be incorporated into the circular economy as a priority. Bioactive compounds extracted from agricultural debris are being studied for their capacity to maintain and increase food quality and health benefits. In the case of organic garbage generated in floriculture, a new opportunity and source of bioactive compounds have drawn the attention of the scientific and industrial community; however, a deeper understanding of extraction methods is relevant for obtaining adequate amounts of extracted compounds, energy efficiency, and the least possible environmental impact.

The incorrect separation, use, and exploitation of organic waste reduce the possibilities for the revaluation and extraction of bioactive compounds. The knowledge and ecological attitudes necessary for the reuse of all organic waste has yet to be achieved. In addition, environmentally friendly extraction strategies should be encouraged over traditional extraction methods that use highly polluting solvents. For instance, using supercritical fluids, especially carbon dioxide, is a promising alternative as there are no solvent residuals. However, this extraction method exhibits high energy consumption, but incorporating alternative renewable energy sources (e.g., solar) or applying energy integration strategies could help reduce this inconvenience. In addition, functionality and toxicity tests are crucial, as the extractions will be obtained from waste. More information and more studies are needed to incorporate residues into value chains to stop considering waste as garbage and take advantage of their bioactive compounds for the pharmaceutical, food, agricultural, farming, and aquacultural industries and sectors.

7. Conclusions

This review describes various types of waste related to the agricultural, horticultural, and floricultural sectors to obtain compounds with biological activity and their possible applications for reincorporation into productive sectors. Many bioactive compounds are present in these residues, including phenolics, flavonoids, organic acids, volatile compounds, and pigments, that can be reincorporated into different productive sectors, contributing to the circular economy and maximum utilization of natural resources. There are areas of opportunity for the generation of added-value products by incorporating these compounds. For instance, their biological properties (e.g., antioxidant activity) are attractive to the pharmaceutical, cosmetic, and food industries. Finally, their antimicrobial activity needs to be better explored, representing a potential opportunity for using, reincorporating, and developing value-added products, such as gels, films, and bio-insecticides.

Author Contributions: Conceptualization, A.A.F.-P.; investigation, B.P.-P. and B.A.C.-M.; writing—original draft preparation, B.P.-P. and A.A.F.-P.; writing—review and editing, B.P.-P., H.A.-B. and J.F.G.-T.; visualization, A.A.F.-P., J.F.G.-T. and B.P.-P.; supervision, A.A.F.-P. and H.A.-B. All authors have read and agreed to the published version of the manuscript.

Funding: This research received no external funding.

Data Availability Statement: Data are contained within this article.

Acknowledgments: The authors are grateful for the financial support provided by CONAHCyT (Consejo Nacional de Humanidades, Ciencia y Tecnología) thorough the Benito Parra-Pacheco (725740) to carry out her doctoral studies. The financial support provided by FONFIVE-UAQ 2024 for the realization of the project and support from the Autonomous University of Queretaro.

Conflicts of Interest: The authors declare that they have no known competing financial interests or personal relationships that could have appeared to influence the work reported in this paper.

References

1. Pérez-Gimeno, A.; Navarro-Pedreño, J.; Almendro-Candel, M.B.; Gómez, I.; Zorpas, A.A. The use of wastes (organic and inorganic) in land restoration in relation to their characteristics and cost. *Waste Manag. Res. J. Sustain. Circ. Econ.* **2019**, *37*, 502–507. [CrossRef] [PubMed]
2. Kaza, S.; Yao, L.C.; Bhada-Tata, P.; Van Woerden, F. *What a Waste 2.0: A Global Snapshot of Solid Waste Management to 2050*; World Bank Publications: Washington, DC, USA, 2018.
3. Sadh, P.K.; Duhan, S.; Duhan, J.S. Agro-industrial wastes and their utilization using solid state fermentation: A review. *Bioresour. Bioprocess.* **2018**, *5*, 1. [CrossRef]
4. García-Mahecha, M.; Soto-Valdez, H.; Carvajal-Millan, E.; Madera-Santana, T.J.; Lomelí-Ramírez, M.G.; Colín-Chávez, C. Bioactive Compounds in Extracts from the Agro-Industrial Waste of Mango. *Molecules* **2023**, *28*, 458. (In English) [CrossRef]
5. Lopes, F.C.; Ligabue-Braun, R. Agro-Industrial Residues: Eco-Friendly and Inexpensive Substrates for Microbial Pigments Production. *Front. Sustain. Food Syst.* **2021**, *5*, 589414. (In English) [CrossRef]
6. Eades, P.; Kusch-Brandt, S.; Heaven, S.; Banks, C.J. Estimating the Generation of Garden Waste in England and the Differences between Rural and Urban Areas. *Resources* **2020**, *9*, 8. [CrossRef]

7. Regadío, M.; Ruiz, A.I.; Rodríguez-Rastrero, M.; Cuevas, J. Containment and attenuating layers: An affordable strategy that preserves soil and water from landfill pollution. *Waste Manag.* **2015**, *46*, 408–419. [CrossRef] [PubMed]
8. Mourad, M. Recycling, recovering and preventing "food waste": Competing solutions for food systems sustainability in the United States and France. *J. Clean. Prod.* **2016**, *126*, 461–477. [CrossRef]
9. Ungureanu, N.; Vlăduț, V.; Biriș, S. Sustainable Valorization of Waste and By-Products from Sugarcane Processing. *Sustainability* **2022**, *14*, 11089. [CrossRef]
10. Alves, E.; Simoes, A.; Domingues, M.R. Fruit seeds and their oils as promising sources of value-added lipids from agro-industrial byproducts: Oil content, lipid composition, lipid analysis, biological activity and potential biotechnological applications. *Crit. Rev. Food Sci. Nutr.* **2021**, *61*, 1305–1339. [CrossRef]
11. Segatto, M.L.; Stahl, A.M.; Zanotti, K.; Zuin, V.G. Green and sustainable extraction of proteins from agro-industrial waste: An overview and a closer look to Latin America. *Curr. Opin. Green Sustain. Chem.* **2022**, *37*, 100661. [CrossRef]
12. Peinemann, J.C.; Pleissner, D. Material Utilization of Organic Residues. *Appl. Biochem. Biotechnol.* **2018**, *184*, 733–745. [CrossRef] [PubMed]
13. Cuadrado-Osorio, P.D.; Ramírez-Mejía, J.M.; Mejía-Avellaneda, L.F.; Mesa, L.; Bautista, E.J. Agro-industrial residues for microbial bioproducts: A key booster for bioeconomy. *Bioresour. Technol. Rep.* **2022**, *20*, 101232. [CrossRef]
14. Manubothula, S.; Gorre, M. Influence of rice husk ash on compressive strength of an aerated concrete. *Mater. Today Proc.* **2022**, *65*, 1982–1986. [CrossRef]
15. Mattey, P.E.; Robayo, R.A.; Díaz, J.E.; Delvasto, S.; Monzó, J. Aplicación de ceniza de cascarilla de arroz obtenida de un proceso agro-industrial para la fabricación de bloques en concreto no estructurales. *Rev. Latinoam. Metal. Mater.* **2015**, *35*, 285–294.
16. Costa, S.; Summa, D.; Semeraro, B.; Zappaterra, F.; Rugiero, I.; Tamburini, E. Fermentation as a Strategy for Bio-Transforming Waste into Resources: Lactic Acid Production from Agri-Food Residues. *Fermentation* **2021**, *7*, 3. [CrossRef]
17. Zhang, Y.; Vadlani, P.V. Lactic acid production from biomass-derived sugars via co-fermentation of Lactobacillus brevis and Lactobacillus plantarum. *J. Biosci. Bioeng.* **2015**, *119*, 694–699. (In English) [CrossRef]
18. Yang, X.; Wang, H.; Li, C.; Lin, C.S.K. Restoring of Glucose Metabolism of Engineered Yarrowia lipolytica for Succinic Acid Production via a Simple and Efficient Adaptive Evolution Strategy. *J. Agric. Food Chem.* **2017**, *65*, 4133–4139. [CrossRef] [PubMed]
19. Hassan, M.A.; Bakhiet, E.K.; Hussein, H.R.; Ali, S.G. Statistical optimization studies for polyhydroxybutyrate (PHB) production by novel Bacillus subtilis using agricultural and industrial wastes. *Int. J. Environ. Sci. Technol.* **2019**, *16*, 3497–3512. [CrossRef]
20. Sharma, M.; Usmani, Z.; Gupta, V.K.; Bhat, R. Valorization of fruits and vegetable wastes and by-products to produce natural pigments. *Crit. Rev. Biotechnol.* **2021**, *41*, 535–563. (In English) [CrossRef]
21. Choo, W.S.; Saik, A.Y.H. Chapter 4—Valorization of fruit and vegetable waste for bioactive pigments: Extraction and utilization. In *Valorization of Agri-Food Wastes and By-Products*; Bhat, R., Ed.; Academic Press: Cambridge, MA, USA, 2021; pp. 61–81. [CrossRef]
22. Sagar, N.A.; Pareek, S.; Sharma, S.; Yahia, E.M.; Lobo, M.G. Fruit and Vegetable Waste: Bioactive Compounds, Their Extraction, and Possible Utilization. *Compr. Rev. Food Sci. Food Saf.* **2018**, *17*, 512–531. [CrossRef]
23. Valdespino-León, M.; Calderón-Domínguez, G.; Salgado-Cruz, M.D.L.P.; Rentería-Ortega, M.; Farrera-Rebollo, R.R.; Morales-Sánchez, E.; Gaona-Sánchez, V.A.; Terrazas-Valencia, F. Biodegradable Electrosprayed Pectin Films: An Alternative to Valorize Coffee Mucilage. *Waste Biomass Valorization* **2021**, *12*, 2477–2494. [CrossRef]
24. Vaez, S.; Karimi, K.; Mirmohamadsadeghi, S.; Jeihanipour, A. An optimal biorefinery development for pectin and biofuels production from orange wastes without enzyme consumption. *Process Saf. Environ. Prot.* **2021**, *152*, 513–526. [CrossRef]
25. Li, H.; Zhou, M.; Mohammed, A.E.A.Y.; Chen, L.; Zhou, C. From fruit and vegetable waste to degradable bioplastic films and advanced materials: A review. *Sustain. Chem. Pharm.* **2022**, *30*, 100859. [CrossRef]
26. Moeinian, K.; Mehdinia, S.M. Removing Methylene Blue from Aqueous Solutions Using Rice Husk Silica Adsorbent. *Pol. J. Environ. Stud.* **2019**, *28*, 2281–2287. [CrossRef] [PubMed]
27. Onu, C.E.; Ohale, P.E.; Obiora-Okafo, I.A.; Asadu, C.O.; Okoye, C.C.; Ojukwu, E.V.; Ezennajiego, E.E. Application of Rice Husk-Based Biomaterial in Textile Wastewater Treatment. In *Textile Wastewater Treatment: Sustainable Bio-Nano Materials and Macromolecules*; Muthu, S.S., Khadir, A., Eds.; Springer Nature: Singapore, 2022; Volume 2, pp. 231–250. [CrossRef]
28. Georganas, A.; Giamouri, E.; Pappas, A.C.; Papadomichelakis, G.; Galliou, F.; Manios, T.; Tsiplakou, E.; Fegeros, K.; Zervas, G. Bioactive Compounds in Food Waste: A Review on the Transformation of Food Waste to Animal Feed. *Foods* **2020**, *9*, 291. [CrossRef] [PubMed]
29. Correddu, F.; Lunesu, M.F.; Buffa, G.; Atzori, A.S.; Nudda, A.; Battacone, G.; Pulina, G. Can Agro-Industrial By-Products Rich in Polyphenols be Advantageously Used in the Feeding and Nutrition of Dairy Small Ruminants? *Animals* (In English). **2020**, *10*, 131. [CrossRef]
30. Rajeh, C.; Saoud, I.P.; Kharroubi, S.; Naalbandian, S.; Abiad, M.G. Food loss and food waste recovery as animal feed: A systematic review. *J. Mater. Cycles Waste Manag.* **2021**, *23*, 1–17. [CrossRef]
31. Machineni, L. Lignocellulosic biofuel production: Review of alternatives. *Biomass Convers. Biorefinery* **2020**, *10*, 779–791. [CrossRef]
32. Malode, S.J.; Prabhu, K.K.; Mascarenhas, R.J.; Shetti, N.P.; Aminabhavi, T.M. Recent advances and viability in biofuel production. *Energy Convers. Manag. X* **2021**, *10*, 100070. [CrossRef]
33. Darras, A. Overview of the Dynamic Role of Specialty Cut Flowers in the International Cut Flower Market. *Horticulturae* **2021**, *7*, 51. [CrossRef]

34. Nation Master. Floriculture. Available online: https://www.nationmaster.com/nmx/ranking/flowers-production (accessed on 4 January 2024).
35. Masure, P.; Patil, B. Extraction of Waste Flowers. *Int. J. Eng. Res. Technol.* **2014**, *3*, 43–44.
36. Sharma, D.; Yadav, K.D.; Kumar, S. Biotransformation of flower waste composting: Optimization of waste combinations using response surface methodology. *Bioresour. Technol.* **2018**, *270*, 198–207. [CrossRef] [PubMed]
37. Waghmode, M.S.; Gunjal, A.B.; Nawani, N.N.; Patil, N.N. Management of Floral Waste by Conversion to Value-Added Products and Their Other Applications. *Waste Biomass Valorization* **2018**, *9*, 33–43. [CrossRef]
38. Sharma, D.; Yadav, K.D.; Kumar, S. Role of sawdust and cow dung on compost maturity during rotary drum composting of flower waste. *Bioresour. Technol.* **2018**, *264*, 285–289. [CrossRef] [PubMed]
39. Arici, M.; Karasu, S.; Baslar, M.; Toker, O.S.; Sagdic, O.; Karaagacli, M. Tulip petal as a novel natural food colorant source: Extraction optimization and stability studies. *Ind. Crops Prod.* **2016**, *91*, 215–222. [CrossRef]
40. Dutta, S.; Kumar, M. Potential of value-added chemicals extracted from floral waste: A review. *J. Clean. Prod.* **2021**, *294*, 126280. [CrossRef]
41. Yadav, K.D.; Sharma, D.; Prasad, R. 5—Challenges and opportunities for disposal of floral waste in developing countries by using composting method. In *Advanced Organic Waste Management*; Hussain, C., Hait, S., Eds.; Elsevier: Amsterdam, The Netherlands, 2022; pp. 55–77. [CrossRef]
42. Mohan, V.; Priyanka, R.; Ananda, H.; Sarwad, T. Paper Production from Flower: Recycling of Flower Waste. *J. Altern. Energy Sources Technol.* **2018**, *9*, 77–80.
43. Terral, J.-F.; Bonhomme, V.; Pagnoux, C.; Ivorra, S.; Newton, C.; Paradis, L.; Ater, M.; Kassout, J.; Limier, B.; Bouby, L.; et al. The Shape Diversity of Olive Stones Resulting from Domestication and Diversification Unveils Traits of the Oldest Known 6500-Years-Old Table Olives from Hishuley Carmel Site (Israel). *Agronomy* **2021**, *11*, 2187. [CrossRef]
44. Nation Master. Olives Production. 2019. Available online: https://www.nationmaster.com/nmx/ranking/olives-production-fao (accessed on 7 January 2024).
45. Dias, M.C.; Araújo, M.; Silva, S.; Santos, C. Sustainable Olive Culture under Climate Change: The Potential of Biostimulants. *Horticulturae* **2022**, *8*, 1048. [CrossRef]
46. Naureen, Z.; Dhuli, K.; Donato, K.; Aquilanti, B.; Velluti, V.; Matera, G.; Iaconelli, A.; Bertelli, M. Foods of the Mediterranean diet: Citrus, cucumber and grape. *J. Prev. Med. Hyg.* **2022**, *63* (Suppl. 3), E21–E27. (In English) [CrossRef]
47. Peralbo-Molina, Á.; de Castro, M.D.L. Potential of residues from the Mediterranean agriculture and agrifood industry. *Trends Food Sci. Technol.* **2013**, *32*, 16–24. [CrossRef]
48. Conde, E.; Cara, C.; Moure, A.; Ruiz, E.; Castro, E.; Domínguez, H. Antioxidant activity of the phenolic compounds released by hydrothermal treatments of olive tree pruning. *Food Chem.* **2009**, *114*, 806–812. [CrossRef]
49. Tapia-Quirós, P.; Montenegro-Landívar, M.F.; Reig, M.; Vecino, X.; Cortina, J.L.; Saurina, J.; Granados, M. Recovery of Polyphenols from Agri-Food By-Products: The Olive Oil and Winery Industries Cases. *Foods* **2022**, *11*, 362. (In English) [CrossRef]
50. Wang, B.; Shen, S.; Qu, J.; Xu, Z.; Feng, S.; Chen, T.; Ding, C. Optimizing Total Phenolic and Oleuropein of Chinese Olive (*Olea europaea*) Leaves for Enhancement of the Phenols Content and Antioxidant Activity. *Agronomy* **2021**, *11*, 686. [CrossRef]
51. Abdelgawad, S.M.; El Hassab, M.A.; Abourehab, M.A.S.; Elkaeed, E.B.; Eldehna, W.M. Olive Leaves as a Potential Phytotherapy in the Treatment of COVID-19 Disease; A Mini-Review. *Front. Pharmacol.* **2022**, *13*, 879118. (In English) [CrossRef]
52. Caballero-Guerrero, B.; Garrido-Fernández, A.; Fermoso, F.G.; Rodríguez-Gutierrez, G.; Fernández-Prior, M.; Reinhard, C.; Nyström, L.; Benítez-Cabello, A.; Arroyo-López, F.N. Antimicrobial effects of treated olive mill waste on foodborne pathogens. *LWT* **2022**, *164*, 113628. [CrossRef]
53. Pontes, P.V.d.A.; Czaikoski, A.; Almeida, N.A.; Fraga, S.; Rocha, L.d.O.; Cunha, R.L.; Maximo, G.J.; Batista, E.A.C. Extraction optimization, biological activities, and application in O/W emulsion of deep eutectic solvents-based phenolic extracts from olive pomace. *Food Res. Int.* **2022**, *161*, 111753. [CrossRef]
54. Criado-Navarro, I.; Ledesma-Escobar, C.A.; Parrado-Martínez, M.J.; Marchal-López, R.M.; Olmo-Peinado, J.M.; Espejo-Calvo, J.A.; Priego-Capote, F. Monitoring the partition of bioactive compounds in the extraction of extra virgin olive oil. *LWT* **2022**, *162*, 113433. [CrossRef]
55. Lazzerini, C.; Domenici, V. Pigments in Extra-Virgin Olive Oils Produced in Tuscany (Italy) in Different Years. *Foods* **2017**, *6*, 25. (In English) [CrossRef]
56. Rodrigues, F.; Pimentel, F.B.; Oliveira, M.P. Olive by-products: Challenge application in cosmetic industry. *Ind. Crops Prod.* **2015**, *70*, 116–124. [CrossRef]
57. Vásquez-Villanueva, R.; Plaza, M.; García, M.C.; Turner, C.; Marina, M.L. A sustainable approach for the extraction of cholesterol-lowering compounds from an olive by-product based on CO_2-expanded ethyl acetate. *Anal. Bioanal. Chem.* **2019**, *411*, 5885–5896. [CrossRef] [PubMed]
58. Phillips, K.M.; Ruggio, D.M.; Toivo, J.I.; Swank, M.A.; Simpkins, A.H. Free and Esterified Sterol Composition of Edible Oils and Fats. *J. Food Compos. Anal.* **2002**, *15*, 123–142. [CrossRef]
59. Gómez-Brandón, M.; Lores, M.; Insam, H.; Domínguez, J. Strategies for recycling and valorization of grape marc. *Crit. Rev. Biotechnol.* **2019**, *39*, 437–450. [CrossRef] [PubMed]
60. Gupta, M.; Dey, S.; Marbaniang, D.; Pal, P.; Ray, S.; Mazumder, B. Grape seed extract: Having a potential health benefits. *J. Food Sci. Technol.* **2020**, *57*, 1205–1215. (In English) [CrossRef]

61. Sochorova, L.; Prusova, B.; Cebova, M.; Jurikova, T.; Mlcek, J.; Adamkova, A.; Nedomova, S.; Baron, M.; Sochor, J. Health Effects of Grape Seed and Skin Extracts and Their Influence on Biochemical Markers. *Molecules* **2020**, *25*, 5311. [CrossRef] [PubMed]
62. Suri, S.; Singh, A.; Nema, P.K. Current applications of citrus fruit processing waste: A scientific outlook. *Appl. Food Res.* **2022**, *2*, 100050. [CrossRef]
63. Singhal, S.; Hulle, N.R.S. Citrus pectins: Structural properties, extraction methods, modifications and applications in food systems—A review. *Appl. Food Res.* **2022**, *2*, 100215. [CrossRef]
64. Troilo, M.; Difonzo, G.; Paradiso, V.M.; Summo, C.; Caponio, F. Bioactive Compounds from Vine Shoots, Grape Stalks, and Wine Lees: Their Potential Use in Agro-Food Chains. *Foods* **2021**, *10*, 342. [CrossRef]
65. Labanca, F.; Faraone, I.; Nolè, M.R.; Hornedo-Ortega, R.; Russo, D.; García-Parrilla, M.C.; Chiummiento, L.; Bonomo, M.G.; Milella, L. New Insights into the Exploitation of *Vitis vinifera* L. cv. Aglianico Leaf Extracts for Nutraceutical Purposes. *Antioxidants* **2020**, *9*, 708. [CrossRef]
66. Cantwell, M.; Hong, G.; Albornoz, K.; Berlanga, M. Fresh grapevine (*Vitis vinifera* L.) leaves: Postharvest biology and handling recommendations. *Sci. Hortic.* **2022**, *292*, 110627. [CrossRef]
67. Šuković, D.; Knežević, B.; Gašić, U.; Sredojević, M.; Ćirić, I.; Todić, S.; Mutić, J.; Tešić, Ž. Phenolic Profiles of Leaves, Grapes and Wine of Grapevine Variety Vranac (*Vitis vinifera* L.) from Montenegro. *Foods* **2020**, *9*, 138. (In English) [CrossRef] [PubMed]
68. International Coffee Organization (ICO). Historical Data on the Global Coffee Trade. 2023. Available online: https://www.ico.org/new_historical.asp (accessed on 10 January 2024).
69. Thenepalli, T.; Ramakrishna, C.; Ahn, J.W. Environmental effect of the coffee waste and anti-microbial property of oyster shell waste treatment. *J. Energy Eng.* **2017**, *26*, 39–49. [CrossRef]
70. Nguyen, Q.A.; Cho, E.; Trinh, L.T.P.; Jeong, J.-S.; Bae, H.-J. Development of an integrated process to produce d-mannose and bioethanol from coffee residue waste. *Bioresour. Technol.* **2017**, *244*, 1039–1048. [CrossRef]
71. Cerino-Córdova, F.; Davila-Guzman, N.E.; León, A.; Salazar-Rábago, J.J.; Soto-Regalado, E. Revalorization of Coffee Waste. In *Coffee—Production and Research*; IntechOpen: Rijeka, Croatia, 2020. [CrossRef]
72. Lestari, W.; Hasballah, K.; Listiawan, M.Y.; Sofia, S. Coffee by-products as the source of antioxidants: A systematic review. *F1000Research* **2022**, *11*, 220. (In English) [CrossRef]
73. Arya, S.S.; Venkatram, R.; More, P.R.; Vijayan, P. The wastes of coffee bean processing for utilization in food: A review. *J. Food Sci. Technol.* **2022**, *59*, 429–444. [CrossRef] [PubMed]
74. Franca, A.S.; Oliveira, L.S. Potential Uses of Spent Coffee Grounds in the Food Industry. *Foods* **2022**, *11*, 2064. [CrossRef]
75. International Cocoa Organization (ICCO). Data on Production and Grindings of Cocoa Beans. 2018. Available online: https://www.icco.org/ (accessed on 21 January 2024).
76. The Observatory of Economic Complexity (OEC). Cocoa Shells, Husks, Skins and Waste. 2020. Available online: https://oec.world/en/profile/hs/cocoa-shells-husks-skins-and-waste?redirect=true (accessed on 25 January 2024).
77. Handojo, L.; Triharyogi, H.; Indarto, A. Cocoa bean shell waste as potential raw material for dietary fiber powder. *Int. J. Recycl. Org. Waste Agric.* **2019**, *8*, 485–491. [CrossRef]
78. Vásquez, Z.S.; de Carvalho Neto, D.P.; Pereira, G.V.M.; Vandenberghe, L.P.S.; de Oliveira, P.Z.; Tiburcio, P.B.; Rogez, H.L.G.; Góes Neto, A.; Soccol, C.R. Biotechnological approaches for cocoa waste management: A review. *Waste Manag.* **2019**, *90*, 72–83. [CrossRef] [PubMed]
79. Oracz, J.; Żyżelewicz, D. Antioxidants in Cocoa. *Antioxidants* **2020**, *9*, 1230. [CrossRef]
80. Belwal, T.; Cravotto, C.; Ramola, S.; Thakur, M.; Chemat, F.; Cravotto, G. Bioactive Compounds from Cocoa Husk: Extraction, Analysis and Applications in Food Production Chain. *Foods* **2022**, *11*, 798. [CrossRef]
81. Sorrenti, V.; Burò, I.; Consoli, V.; Vanella, L. Recent Advances in Health Benefits of Bioactive Compounds from Food Wastes and By-Products: Biochemical Aspects. *Int. J. Mol. Sci.* **2023**, *24*, 2019. (In English) [CrossRef]
82. Wang, W.-Y.; Qu, H.-B.; Gong, X.-C. Research progress on percolation extraction process of traditional Chinese medicines. *Zhongguo Zhong Yao Za Zhi* **2020**, *45*, 1039–1046. (In Chinese) [CrossRef]
83. Morata, A.; González, C.; Tesfaye, W.; Loira, I.; Suárez-Lepe, J.A. Chapter 3—Maceration and Fermentation: New Technologies to Increase Extraction. In *Red Wine Technology*; Morata, A., Ed.; Academic Press: Cambridge, MA, USA, 2019; pp. 35–49.
84. Zhang, Q.-W.; Lin, L.-G.; Ye, W.-C. Techniques for extraction and isolation of natural products: A comprehensive review. *Chin. Med.* **2018**, *13*, 20. [CrossRef] [PubMed]
85. Zygler, A.; Słomińska, M.; Namieśnik, J. 2.04—Soxhlet Extraction and New Developments Such as Soxtec. In *Comprehensive Sampling and Sample Preparation*; Pawliszyn, J., Ed.; Academic Press: Oxford, UK, 2012; pp. 65–82.
86. Khan, S.; Sahar, A.; Tariq, T.; Sameen, A.; Tariq, F. Chapter 1—Essential oils in plants: Plant physiology, the chemical composition of the oil, and natural variation of the oils (chemotaxonomy and environmental effects, etc.). In *Essential Oils*; Nayik, G.A., Ansari, M.J., Eds.; Academic Press: Cambridge, MA, USA, 2023; pp. 1–36.
87. Ponphaiboon, J.; Krongrawa, W.; Aung, W.W.; Chinatangkul, N.; Limmatvapirat, S.; Limmatvapirat, C. Advances in Natural Product Extraction Techniques, Electrospun Fiber Fabrication, and the Integration of Experimental Design: A Comprehensive Review. *Molecules* **2023**, *28*, 5163. [CrossRef] [PubMed]
88. Llompart, M.; Garcia-Jares, C.; Celeiro, M.; Dagnac, T. Extraction | Microwave-Assisted Extraction. In *Encyclopedia of Analytical Science*, 3rd ed.; Worsfold, P., Poole, C., Townshend, A., Miró, M., Eds.; Academic Press: Oxford, UK, 2019; pp. 67–77.

89. Drennan, B.W.; Wicker, A.P.; Berger, B.K.; Schug, K.A. Chapter 4—Measurements of drugs and metabolites in biological matrices using SFC and SFE-SFC-MS. In *Separation Science and Technology*; Hicks, M., Ferguson, P., Eds.; Academic Press: Cambridge, MA, USA, 2022; Volume 14, pp. 73–99.
90. Barp, L.; Višnjevec, A.M.; Moret, S. Pressurized Liquid Extraction: A Powerful Tool to Implement Extraction and Purification of Food Contaminants. *Foods* **2023**, *12*, 2017. [CrossRef] [PubMed]
91. Akao, S. Nitrogen, Phosphorus, and Antioxidant Contents in Crop Residues for Potential Cascade Utilization. *Waste Biomass Valorization* **2018**, *9*, 1535–1542. [CrossRef]
92. Rocha-Meneses, L.; Bergamo, T.F.; Kikas, T. Potential of cereal-based agricultural residues available for bioenergy production. *Data Brief* **2019**, *23*, 103829. [CrossRef] [PubMed]
93. Devi, S.; Gupta, C.; Jat, S.L.; Parmar, M. Crop residue recycling for economic and environmental sustainability: The case of India. *Open Agric.* **2017**, *2*, 486–494. [CrossRef]
94. Hassan, G.; Shabbir, M.A.; Ahmad, F.; Pasha, I.; Aslam, N.; Ahmad, T.; Rehman, A.; Manzoor, M.F.; Inam-Ur-Raheem, M.; Aadil, R.M. Cereal processing waste, an environmental impact and value addition perspectives: A comprehensive treatise. *Food Chem.* **2021**, *363*, 130352. [CrossRef]
95. Singh, T.A.; Sharma, M.; Sharma, M.; Sharma, G.D.; Passari, A.K.; Bhasin, S. Valorization of agro-industrial residues for production of commercial biorefinery products. *Fuel* **2022**, *322*, 124284. [CrossRef]
96. Reguengo, L.M.; Salgaço, M.K.; Sivieri, K.; Júnior, M.R.M. Agro-industrial by-products: Valuable sources of bioactive compounds. *Food Res. Int.* **2022**, *152*, 110871. [CrossRef]
97. Palencia, M.; Lerma, T.A.; Garcés, V.; Mora, M.A.; Martínez, J.M.; Palencia, S.L. Chapter 25—Separation of secondary metabolites and bioactive substances from agricultural residues. In *Eco-Friendly Functional Polymers*; Palencia, M., Lerma, T.A., Garcés, V., Mora, M.A., Martínez, J.M., Palencia, S.L., Eds.; Elsevier: Amsterdam, The Netherlands, 2021; pp. 381–394.
98. Santana-Méridas, O.; González-Coloma, A.; Sánchez-Vioque, R. Agricultural residues as a source of bioactive natural products. *Phytochem. Rev.* **2012**, *11*, 447–466. [CrossRef]
99. Kumar, S.S.; Swapna, T.S.; Sabu, A. Coffee Husk: A Potential Agro-Industrial Residue for Bioprocess. In *Waste to Wealth*; Singhania, R.R., Agarwal, R.A., Kumar, R.P., Sukumaran, R.K., Eds.; Springer: Singapore, 2018; pp. 97–109.
100. Bondam, A.F.; da Silveira, D.D.; dos Santos, J.P.; Hoffmann, J.F. Phenolic compounds from coffee by-products: Extraction and application in the food and pharmaceutical industries. *Trends Food Sci. Technol.* **2022**, *123*, 172–186. [CrossRef]
101. Joglekar, S.N.; Pathak, P.D.; Mandavgane, S.A.; Kulkarni, B.D. Process of fruit peel waste biorefinery: A case study of citrus waste biorefinery, its environmental impacts and recommendations. *Environ. Sci. Pollut. Res.* **2019**, *26*, 34713–34722. [CrossRef] [PubMed]
102. Mahato, N.; Sharma, K.; Sinha, M.; Cho, M.H. Citrus waste derived nutra-/pharmaceuticals for health benefits: Current trends and future perspectives. *J. Funct. Foods* **2018**, *40*, 307–316. [CrossRef]
103. Ashour, M.; Yehia, H.; Chaidir, C. Utilization of Agro-industrial by-products for production of bioactive natural products from endophytic fungi. *J. Nat. Prod.* **2011**, *4*, 108–114.
104. Zuin, V.G.; Ramin, L.Z. Green and Sustainable Separation of Natural Products from Agro-Industrial Waste: Challenges, Potentialities, and Perspectives on Emerging Approaches. *Top. Curr. Chem.* **2018**, *376*, 3. [CrossRef] [PubMed]
105. Jimenez-Lopez, C.; Fraga-Corral, M.; Carpena, M.; García-Oliveira, P.; Echave, J.; Pereira, A.G.; Lourenço-Lopes, C.; Prieto, M.A.; Simal-Gandara, J. Agriculture waste valorisation as a source of antioxidant phenolic compounds within a circular and sustainable bioeconomy. *Food Funct.* **2020**, *11*, 4853–4877. [CrossRef]
106. Rezaei, M.; Liu, B. *Food Loss and Waste in the Food Supply Chain*; International Nut and Dried Fruit Council: Reus, Spain, 2017; pp. 26–27.
107. Fidelis, M.; De Moura, C.; Junior, T.K.; Pap, N.; Mattila, P.H.; Mäkinen, S.; Putnik, P.; Kovačević, D.B.; Tian, Y.; Yang, B.; et al. Fruit Seeds as Sources of Bioactive Compounds: Sustainable Production of High Value-Added Ingredients from By-Products within Circular Economy. *Molecules* **2019**, *24*, 3854. [CrossRef]
108. Karnopp, A.R.; Margraf, T.; Maciel, L.; Santos, J.S.; Granato, D. Chemical composition, nutritional and in vitro functional properties of by-products from the Brazilian organic grape juice industry. *Int. Food Res. J.* **2017**, *24*, 207–214.
109. Terpou, A.; Papadaki, A.; Bosnea, L.; Kanellaki, M.; Kopsahelis, N. Novel frozen yogurt production fortified with sea buckthorn berries and probiotics. *LWT* **2019**, *105*, 242–249. [CrossRef]
110. Sekhon-Loodu, S.; Warnakulasuriya, S.N.; Rupasinghe, H.V.; Shahidi, F. Antioxidant ability of fractionated apple peel phenolics to inhibit fish oil oxidation. *Food Chem.* **2013**, *140*, 189–196. [CrossRef] [PubMed]
111. Santana, I.; Castelo-Branco, V.N.; Guimarães, B.M.; Silva, L.d.O.; Peixoto, V.O.D.S.; Cabral, L.M.C.; Freitas, S.P.; Torres, A.G. Hass avocado (*Persea americana* Mill.) oil enriched in phenolic compounds and tocopherols by expeller-pressing the unpeeled microwave dried fruit. *Food Chem.* **2019**, *286*, 354–361. [CrossRef] [PubMed]
112. Awad, A.M.; Kumar, P.; Ismail-Fitry, M.R.; Jusoh, S.; Ab Aziz, M.F.; Sazili, A.Q. Green Extraction of Bioactive Compounds from Plant Biomass and Their Application in Meat as Natural Antioxidant. *Antioxidants* **2021**, *10*, 1465. [CrossRef] [PubMed]
113. Lee, S.Y.; Lee, D.Y.; Kim, O.Y.; Kang, H.J.; Kim, H.S.; Hur, S.J. Overview of Studies on the Use of Natural Antioxidative Materials in Meat Products. *Food Sci. Anim. Resour.* **2020**, *40*, 863–880. (In English) [CrossRef]
114. Powell, M.J.; Sebranek, J.G.; Prusa, K.J.; Tarté, R. Evaluation of citrus fiber as a natural replacer of sodium phosphate in alternatively-cured all-pork Bologna sausage. *Meat Sci.* **2019**, *157*, 107883. [CrossRef] [PubMed]

115. Chauhan, P.; Pradhan, S.R.; Das, A.; Nanda, P.K.; Bandyopadhyay, N.; Das, A.K. Inhibition of lipid and protein oxidation in raw ground pork by Terminalia arjuna fruit extract during refrigerated storage. *Asian-Australas. J. Anim. Sci.* **2019**, *32*, 265–273. (In English) [CrossRef] [PubMed]
116. International Association of Horticultural Producers. Available online: https://aiph.org/ (accessed on 25 January 2024).
117. Jadhav, A.R. Flower Waste Degradation Using Microbial Consortium. *J. Agric. Vet. Sci.* **2013**, *3*, 1–4. [CrossRef]
118. Yousuf, B.; Panesar, P.S.; Chopra, H.K.; Gul, K. Characterization of Secondary Metabolites from Various Solvent Extracts of Saffron Floral Waste. *Proc. Natl. Acad. Sci. India Sect. B Biol. Sci.* **2017**, *87*, 89–100. [CrossRef]
119. Srivastav, A.L.; Kumar, A. An endeavor to achieve sustainable development goals through floral waste management: A short review. *J. Clean. Prod.* **2021**, *283*, 124669. [CrossRef]
120. Zhao, L.; Fan, H.; Zhang, M.; Chitrakar, B.; Bhandari, B.; Wang, B. Edible flowers: Review of flower processing and extraction of bioactive compounds by novel technologies. *Food Res. Int.* **2019**, *126*, 108660. [CrossRef] [PubMed]
121. López-Cruz, R.; Sandoval-Contreras, T.; Iñiguez-Moreno, M. Plant Pigments: Classification, Extraction, and Challenge of Their Application in the Food Industry. *Food Bioprocess Technol.* **2023**, *16*, 2725–2741. [CrossRef]
122. Li, A.-N.; Li, S.; Li, H.-B.; Xu, D.-P.; Xu, X.-R.; Chen, F. Total phenolic contents and antioxidant capacities of 51 edible and wild flowers. *J. Funct. Foods* **2014**, *6*, 319–330. [CrossRef]
123. Fernandes, L.; Casal, S.; Pereira, J.A.; Saraiva, J.A.; Ramalhosa, E. Edible flowers: A review of the nutritional, antioxidant, antimicrobial properties and effects on human health. *J. Food Compos. Anal.* **2017**, *60*, 38–50. [CrossRef]
124. Xu, H.; Wang, W.; Jiang, J.; Yuan, F.; Gao, Y. Subcritical water extraction and antioxidant activity evaluation with on-line HPLC-ABTS(·+) assay of phenolic compounds from marigold (*Tagetes erecta* L.) flower residues. *J. Food Sci. Technol.* **2015**, *52*, 3803–3811. (In English) [CrossRef]
125. Mak, Y.W.; Chuah, L.O.; Ahmad, R.; Bhat, R. Antioxidant and antibacterial activities of hibiscus (*Hibiscus rosa-sinensis* L.) and Cassia (*Senna bicapsularis* L.) flower extracts. *J. King Saud Univ.-Sci.* **2013**, *25*, 275–282. [CrossRef]
126. Waghmode, M.; Gaikwad, P.; Kabade, S.; Gunjal, A.; Nawani, N.; Kapadnis, B.; Patil, N. Production of Surface active compounds by Microbispora sp. V2 using flower extract of *Madhuca latifolia* L. *Natl. J. Interdiscip. Res.* **2015**, *1*, 130–137.
127. Bhavaniramya, S.; Vishnupriya, S.; Al-Aboody, M.S.; Vijayakumar, R.; Baskaran, D. Role of essential oils in food safety: Antimicrobial and antioxidant applications. *Grain Oil Sci. Technol.* **2019**, *2*, 49–55. [CrossRef]
128. Sinaga, H.Y.; Jaya, M.K.A. The potential of frangipani flower extract (*Plumeria alba* L.) as an antibacterial: A literature review. *J. Pharm. Sci. Appl.* **2022**, *4*, 33–38. [CrossRef]
129. Leja, K.; Szudera-Kończal, K.; Świtała, E.; Juzwa, W.; Kowalczewski, P.; Czaczyk, K. The Influence of Selected Plant Essential Oils on Morphological and Physiological Characteristics in Pseudomonas Orientalis. *Foods* **2019**, *8*, 277. [CrossRef]
130. Álvarez, C.A.; Barriga, A.; Albericio, F.; Romero, M.S.; Guzmán, F. Identification of Peptides in Flowers of Sambucus nigra with Antimicrobial Activity against Aquaculture Pathogens. *Molecules* **2018**, *23*, 1033. (In English) [CrossRef]
131. Janda, K.; Wojtkowska, K.; Jakubczyk, K.; Antoniewicz, J.; Skonieczna-Żydecka, K. Passiflora incarnata in Neuropsychiatric Disorders—A Systematic Review. *Nutrients* **2020**, *12*, 3894. (In English) [CrossRef]
132. Givol, O.; Kornhaber, R.; Visentin, D.; Cleary, M.; Haik, J.; Harats, M. A systematic review of Calendula officinalis extract for wound healing. *Wound Repair Regen.* **2019**, *27*, 548–561. [CrossRef] [PubMed]
133. Dai, Y.-L.; Li, Y.; Wang, Q.; Niu, F.-J.; Li, K.-W.; Wang, Y.-Y.; Wang, J.; Zhou, C.-Z.; Gao, L.-N. Chamomile: A Review of Its Traditional Uses, Chemical Constituents, Pharmacological Activities and Quality Control Studies. *Molecules* **2022**, *28*, 133. (In English) [CrossRef]
134. Mileva, M.; Ilieva, Y.; Jovtchev, G.; Gateva, S.; Zaharieva, M.M.; Georgieva, A.; Dimitrova, L.; Dobreva, A.; Angelova, T.; Vilhelmova-Ilieva, N.; et al. Rose Flowers—A Delicate Perfume or a Natural Healer? *Biomolecules* **2021**, *11*, 127. (In English) [CrossRef]
135. Smith, A.G.; Miles, V.N.; Holmes, D.T.; Chen, X.; Lei, W. Clinical Trials, Potential Mechanisms, and Adverse Effects of Arnica as an Adjunct Medication for Pain Management. *Medicines* **2021**, *8*, 58. (In English) [CrossRef]
136. Casas, M.P.; Conde, E.; Ribeiro, D.; Fernandes, E.; Domínguez, H.; Torres, M.D. Bioactive properties of Acacia dealbata flowers extracts. *Waste Biomass Valorization* **2020**, *11*, 2549–2557. [CrossRef]
137. Dasalukunte Ananda, K.; Halappa, K. Evaluation and conversion of temple waste flowers into incense sticks in tumakuru district of karnataka, India. *Holist. Approach Environ.* **2023**, *13*, 10–21. [CrossRef]
138. Katekar, V.P.; Rao, A.B.; Sardeshpande, V.R. A cleaner and ecological rosewater production technology based on solar energy for rural livelihood. *Clean. Circ. Bioeconomy* **2022**, *2*, 100022. [CrossRef]
139. Park, Y.-S.; Kim, I.-D.; Dhungana, S.K.; Park, E.-J.; Park, J.-J.; Kim, J.-H.; Shin, D.-H. Quality Characteristics and Antioxidant Potential of Lemon (*Citrus limon Burm.* f.) Seed Oil Extracted by Different Methods. *Front. Nutr.* **2021**, *8*, 644406. (In English) [CrossRef]
140. Costanzo, G.; Vitale, E.; Iesce, M.R.; Naviglio, D.; Amoresano, A.; Fontanarosa, C.; Spinelli, M.; Ciaravolo, M.; Arena, C. Antioxidant Properties of Pulp, Peel and Seeds of Phlegrean Mandarin (*Citrus reticulata* Blanco) at Different Stages of Fruit Ripening. *Antioxidants* **2022**, *11*, 187. [CrossRef] [PubMed]
141. Almeida, P.; Rodrigues, R.; Gaspar, M.; Braga, M.; Quina, M. Integrated management of residues from tomato production: Recovery of value-added compounds and biogas production in the biorefinery context. *J. Environ. Manag.* **2021**, *299*, 113505. [CrossRef] [PubMed]

142. Andrade, C.; Perestrelo, R.; Câmara, J.S. Bioactive Compounds and Antioxidant Activity from Spent Coffee Grounds as a Powerful Approach for Its Valorization. *Molecules* **2022**, *27*, 7504. [CrossRef] [PubMed]
143. Silva, M.D.O.; Honfoga, J.N.B.; Medeiros, L.L.D.; Madruga, M.S.; Bezerra, T.K.A. Obtaining Bioactive Compounds from the Coffee Husk (*Coffea arabica* L.) Using Different Extraction Methods. *Molecules* **2021**, *26*, 46. [CrossRef]
144. Mamiru, D.; Girma, G. Extraction and characterization of pectin from watermelon rind using acetic acid. *Heliyon* **2023**, 9. [CrossRef] [PubMed]
145. de Andrade, R.B.; Machado, B.A.S.; Barreto, G.d.A.; Nascimento, R.Q.; Corrêa, L.C.; Leal, I.L.; Tavares, P.P.L.G.; Ferreira, E.d.S.; Umsza-Guez, M.A. Syrah Grape Skin Residues Has Potential as Source of Antioxidant and Anti-Microbial Bioactive Compounds. *Biology* **2021**, *10*, 1262. [CrossRef] [PubMed]
146. Plazzotta, S.; Ibarz, R.; Manzocco, L.; Martín-Belloso, O. Optimizing the antioxidant biocompound recovery from peach waste extraction assisted by ultrasounds or microwaves. *Ultrason. Sonochem.* **2020**, *63*, 104954. [CrossRef] [PubMed]
147. Grassino, A.N.; Djaković, S.; Bosiljkov, T.; Halambek, J.; Zorić, Z.; Dragović-Uzelac, V.; Petrović, M.; Brnčić, S.R. Valorisation of Tomato Peel Waste as a Sustainable Source for Pectin, Polyphenols and Fatty Acids Recovery Using Sequential Extraction. *Waste Biomass Valorization* **2020**, *11*, 4593–4611. [CrossRef]
148. Santangelo, E.; Carnevale, M.; Migliori, C.; Picarella, M.; Dono, G.; Mazzucato, A.; Gallucci, F. Evaluation of tomato introgression lines diversified for peel color as a source of functional biocompounds and biomass for energy recovery. *Biomass Bioenergy* **2020**, *141*, 105735. [CrossRef]
149. Pataro, G.; Carullo, D.; Falcone, M.; Ferrari, G. Recovery of lycopene from industrially derived tomato processing by-products by pulsed electric fields-assisted extraction. *Innov. Food Sci. Emerg. Technol.* **2020**, *63*, 102369. [CrossRef]
150. Zuorro, A. Enhanced Lycopene Extraction from Tomato Peels by Optimized Mixed-Polarity Solvent Mixtures. *Molecules* **2020**, *25*, 2038. [CrossRef] [PubMed]
151. Lima, R.d.S.; Nunes, I.L.; Block, J.M. Ultrasound-Assisted Extraction for the Recovery of Carotenoids from Guava's Pulp and Waste Powders. *Plant Foods Hum. Nutr.* **2020**, *75*, 63–69. [CrossRef] [PubMed]
152. Karbuz, P.; Tugrul, N. Microwave and ultrasound assisted extraction of pectin from various fruits peel. *J. Food Sci. Technol.* **2021**, *58*, 641–650. [CrossRef] [PubMed]
153. Akter, K.; Islam, M.A.; Rasul, S.; Sumi, M.J.; Yeasmin, A.; Biswash, T.; Uddin, M.N.; Fakir, M.S.A. Comparative Morpho-Agronomic and Biochemical Profiling of Different Roselle Morphotypes Based on their Growth and Yield Associated Attributes. *J. Agric. Crops* **2023**, *9*, 514–523. [CrossRef]
154. Mahasawat, P.; Boukaew, S.; Prasertsan, P. Exploring the potential of *Crotalaria juncea* flower extracts as a source of antioxidants, antimicrobials, and cytoprotective agents for biomedical applications. *BioTechnologia* **2023**, *104*, 359–370. (In English) [CrossRef]
155. Trendafilova, A.; Staleva, P.; Petkova, Z.; Ivanova, V.; Evstatieva, Y.; Nikolova, D.; Rasheva, I.; Atanasov, N.; Topouzova-Hristova, T.; Veleva, R.; et al. Phytochemical Profile, Antioxidant Potential, Antimicrobial Activity, and Cytotoxicity of Dry Extract from *Rosa damascena* Mill. *Molecules* **2023**, *28*, 7666. [CrossRef]
156. Mohammadi, M.; Aelaei, M.; Saidi, M. Antibacterial properties of *Scrophularia striata* Boiss. (Tashenehdari) extract on vase life improvement in "Stanza" and "Pink Elegance" gerbera cut flowers. *Biocatal. Agric. Biotechnol.* **2020**, *28*, 101738. [CrossRef]
157. Zumahi, S.A.-A.; Arobi, N.; Taha, H.; Hossain, K.; Kabir, H.; Matin, R.; Bashar, M.; Ahmed, F.; Hossain, A.; Rahman, M.M. Extraction, optical properties, and aging studies of natural pigments of various flower plants. *Heliyon* **2020**, *6*, e05104. [CrossRef]

Disclaimer/Publisher's Note: The statements, opinions and data contained in all publications are solely those of the individual author(s) and contributor(s) and not of MDPI and/or the editor(s). MDPI and/or the editor(s) disclaim responsibility for any injury to people or property resulting from any ideas, methods, instructions or products referred to in the content.