

## Article

# Generation of Mixed Anhydrides via Oxidative Fragmentation of Tertiary Cyclopropanols with Phenyliodine(III) Dicarboxylates

Dzmitry M. Zubrytski <sup>1</sup>, Gábor Zoltán Elek <sup>2</sup>, Margus Lopp <sup>2</sup> and Dzmitry G. Kananovich <sup>2,\*</sup>
<sup>1</sup> Department of Organic Chemistry, Belarusian State University, Leningradskaya 14, 220050 Minsk, Belarus; zubrytski\_dzmitry@rambler.ru

<sup>2</sup> Department of Chemistry and Biotechnology, School of Science, Tallinn University of Technology, Akadeemia tee 15, 12618 Tallinn, Estonia; gabor.elek@taltech.ee (G.Z.E.); margus.lopp@taltech.ee (M.L.)

\* Correspondence: dzmitry.kananovich@taltech.ee; Tel.: +372-6204382

**Abstract:** Oxidative fragmentation of tertiary cyclopropanols with phenyliodine(III) dicarboxylates in aprotic solvents (dichloromethane, chloroform, toluene) produces mixed anhydrides. The fragmentation reaction is especially facile with phenyliodine(III) reagents bearing electron-withdrawing carboxylate ligands (trifluoroacetyl, 2,4,6-trichlorobenzoyl, 3-nitrobenzoyl), and affords 95–98% yields of the corresponding mixed anhydride products. The latter can be straightforwardly applied for the acylation of various nitrogen, oxygen and sulfur-centered nucleophiles (primary and secondary amines, hydroxylamines, primary alcohols, phenols, thiols). Intramolecular acylation yielding macrocyclic lactones can also be performed. The developed transformation has bolstered the synthetic utility of cyclopropanols as pluripotent intermediates in diversity-oriented synthesis of bioactive natural products and their synthetic congeners. For example, it was successfully applied for the last-stage modification of a cyclic peptide to produce a precursor of a known histone deacetylase inhibitor.

**Keywords:** cyclopropanols; mixed anhydrides; amides; macrolactonization; hypervalent iodine reagents; acylation; diversity-oriented synthesis

**Citation:** Zubrytski, D.M.; Elek, G.Z.; Lopp, M.; Kananovich, D.G. Generation of Mixed Anhydrides via Oxidative Fragmentation of Tertiary Cyclopropanols with Phenyliodine(III) Dicarboxylates. *Molecules* **2020**, *26*, 140.

<https://doi.org/10.3390/molecules26010140>

Academic Editor:

M. Graça P. M. S. Neves

Received: 9 December 2020

Accepted: 26 December 2020

Published: 30 December 2020

**Publisher's Note:** MDPI stays neutral with regard to jurisdictional claims in published maps and institutional affiliations.



**Copyright:** © 2020 by the authors. Licensee MDPI, Basel, Switzerland. This article is an open access article distributed under the terms and conditions of the Creative Commons Attribution (CC BY) license (<http://creativecommons.org/licenses/by/4.0/>).

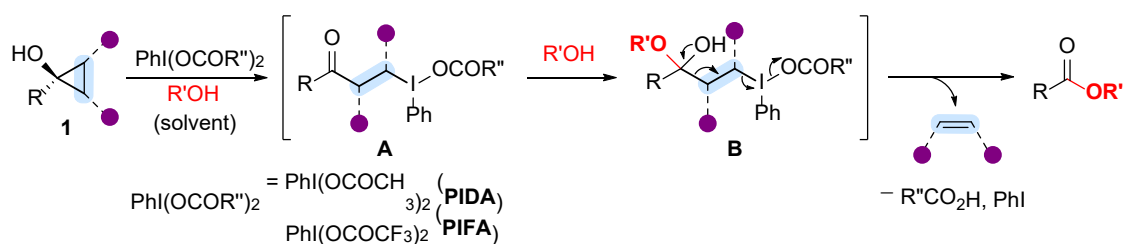
## 1. Introduction

Currently, hydroxy-substituted cyclopropanes (cyclopropanols) are widely used in organic synthesis as versatile C<sub>3</sub>-building blocks [1–5], with a rapidly growing number of novel applications [6,7]. The remarkable progress in the field has been largely driven by the two following reasons. First, the hydroxy-substituted cyclopropanes are readily available compounds [8], which can be prepared by a number of high-yielding methods, including titanium-catalyzed cyclopropanation of carboxylic esters with Grignard reagents (the Kulinkovich reaction) [9,10], cyclopropanations with zinc carbenoids [11,12], 1,3-cyclization reactions [13,14] and via transformations of different cyclopropane precursors [15–19]. Second, the internal ring strain and the presence of electron-donating hydroxyl group facilitate ring-opening reactions of cyclopropanols under mild conditions, well tolerated by other functionalities. Typically, these reactions occur upon treatment with electrophilic reagents and proceed via homo- or heterolytic fission of the electron-rich carbon–carbon bonds adjacent to oxygen, affording  $\beta$ -functionalized ketones [20–22].

However, in the reactions of cyclopropanols **1** with lead(IV) acetate [23,24] and phenyliodine(III) dicarboxylates [25,26] the initially produced  $\beta$ -functionalized ketone intermediates (e.g., **A**, Scheme 1) easily undergo Grob-type fragmentation, which is triggered by the nucleophilic attack of a solvent R'OH on the carbonyl group of **A**. The reaction cascade results in a fast (typically, within few minutes) oxidative fragmentation of **1** via

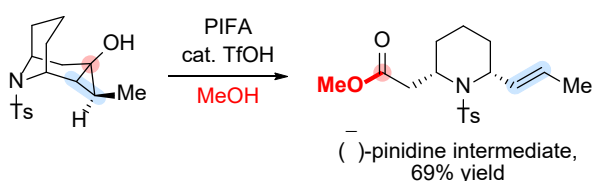
the cleavage of both carbon–carbon bonds adjacent to oxygen and produces carboxylic acid (or ester) and alkene. Importantly, the fragmentation step requires *anti*-periplanar arrangement of the cleaved C–C and C–I bonds in intermediate **B** and occurs in a stereo-specific fashion, with the stereochemistry of starting cyclopropanol fully preserved in the double bond of olefin product [24,25].

### Previous works: Oxidative Fragmentation of Cyclopropanols with Phenyliodine(III) Reagents

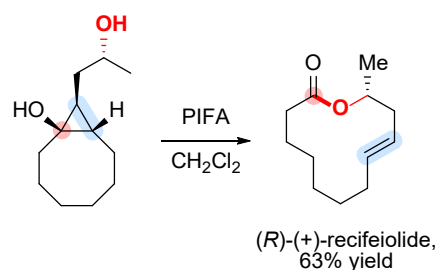


### Selected Applications in Total Synthesis

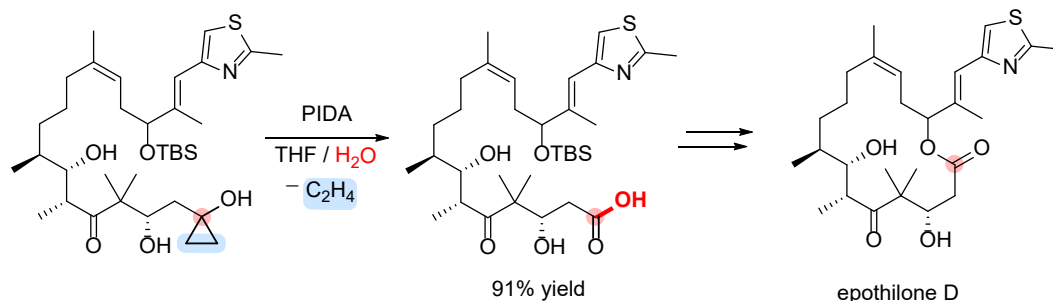
**Kirihara (1999)**



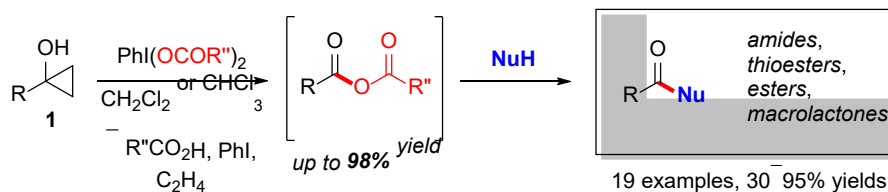
**Kananovich (2014)**



**Kulinkovich (2010)**



### This work: Generation of Mixed Anhydrides and Acylation of N-, O-, S-Nucleophiles



**Scheme 1.** Oxidative fragmentation of tertiary cyclopropanols with phenyliodine(III) dicarboxylates and its applications in total synthesis. Outline of the current work.

Oxidative ring scissoring of cyclopropanols with phenyliodine(III) diacetate (PIDA) or more reactive bis(trifluoroacetate) (PIFA) has been frequently utilized in total synthesis of natural products (selected examples are presented in Scheme 1). Intramolecular ring cleavage of bicyclic cyclopropanols is especially powerful since it allows installation of both ester function and a stereodefined double bond in a single preparative step [13,27].

For example, Kirihaara and co-workers utilized oxidative fragmentation as the key step in the short synthesis of an alkaloid (–)-pinidine [28,29], while our group reported synthesis of natural macrolactone (+)-recifeiolide via the ring opening-macrolactonization cascade in an aprotic solvent [30]. On the other hand, cyclopropanol moiety can be considered as a convenient “protecting group” for carboxylate functionality, readily installed by Kulinkovich reaction with ethylmagnesium bromide [31–36]. The “deprotection” is performed by oxidative cleavage with PIDA and produces ethylene gas as the side product. The fragmentation reaction is generally high-yielding, compatible with densely functionalized substrates, and therefore can be rendered at the last steps, as Kulinkovich’s synthesis of epothilone D exemplifies [37,38].

Recently, we proposed the use of cyclopropanol moiety as pluripotent functional group for the diversity-oriented synthesis of bioactive compounds, which was validated by the efficient preparation of several histone deacetylase inhibitory cyclopeptides from the single cyclopropane-containing precursor [39]. The last-step ring opening in the latter required an expedient and high yielding protocol to generate a range of different carboxylic acid derivatives. Although the oxidation with hypervalent iodine reagents could provide access to esters and carboxylic acids, the similar route had not been previously applied for the preparation of other carboxylic acid derivatives, such as amides and hydroxamic acids, known as powerful histone deacetylase inhibitors [40–43]. Taking into account that amide bond is frequently occurs in pharmaceuticals [44,45] and therefore novel methods of amide synthesis currently attract a great deal of attention [46–48], one-pot preparation of amides from cyclopropanols was highly desired to bolster the performance of cyclopropanol moiety as pluripotent functionality suitable for the generation of bioactive molecular libraries.

In 2014, we noticed that oxidation of cyclopropanols with PIFA in  $\text{CH}_2\text{Cl}_2$  affords mixed anhydrides of trifluoroacetic acid (TFA) as by-products [30], a plausible result of nucleophilic attack of TFA on the carbonyl group of **A** (Scheme 1), which occurs in the absence of large excess of a competitive nucleophile. Generation of mixed anhydride as intermediate in the oxidation reaction with PIDA in acetic acid was also evidenced by Momose and co-workers in 1995 [25]. However, the scope and limitations of the oxidative fragmentation leading to mixed anhydrides have remained unexamined and its synthetic potential has stayed untapped. We surmised that generation of mixed anhydrides as activated derivatives of carboxylic acids would offer a suitable solution to render the desired amide products upon the reaction with amines [49]. Here we report the general strategy for one-pot preparation of various carboxylic acid derivatives from cyclopropanols by oxidative fragmentation with phenyliodine(III) dicarboxylates via the intermediate formation of mixed anhydrides.

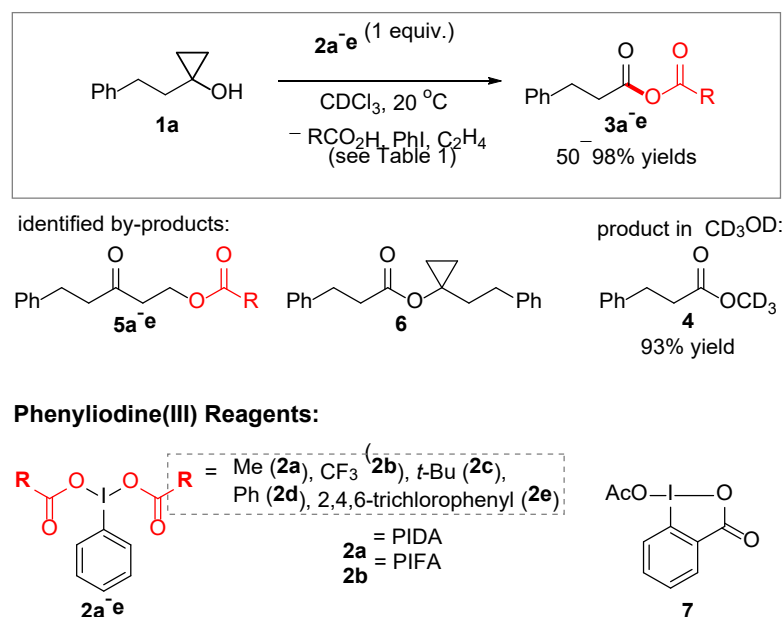
## 2. Results and Discussion

### 2.1. Generation of Mixed Anhydrides via Ring Scissoring of Tertiary Cyclopropanols with Phenyliodine(III) Dicarboxylates

At the outset, the reactions of cyclopropanol **1a** (Scheme 2) with phenyliodine(III) reagents **2a–e**, bearing various carboxylate ligands, have been monitored by  $^1\text{H}$ -NMR spectroscopy (Table 1) in order to establish the best reaction conditions furnishing the desired mixed anhydride products **3** in high yields.

Oxidative fragmentation of **1a** with PIDA (**2a**) in a nucleophilic solvent ( $\text{CD}_3\text{OD}$ ) resulted in a rapid formation of the corresponding methyl ester **4** in 93% yield (Table 1, Entry 1). On the other hand, performing the same oxidation reaction in inert solvent ( $\text{CDCl}_3$ ) in the presence of benzylamine as external nucleophile, completely inhibited the oxidation of cyclopropanol **1a** and did not produce the corresponding *N*-benzylamide product (Entry 2). This result evidences that nucleophilic amines are incompatible with the oxidation step and therefore must be added only after its completion. Without the

amine additive, the reaction between **1a** and PIDA in CDCl<sub>3</sub> slowly generated the corresponding mixed anhydride **3a**, which was produced in 50% yield after 10 h reaction time (Entry 3). The structure of **3a** was confirmed by <sup>13</sup>C-NMR and HMBC correlation spectra, showing two distinct signals of carbonyl groups in **3a** at δ<sub>c</sub> 168.7 and 166.5 ppm (see the Supplementary Materials), while HRMS analysis of the crude reaction mixture revealed a mass peak with *m/z* = 215.0670, expected for a **3a**-derived molecular ion C<sub>11</sub>H<sub>12</sub>O<sub>3</sub>Na<sup>+</sup>. Although rather high (~90%) conversion of the starting materials was observed after 10 h reaction time, the modest 50% yield of anhydride **3a** was attained due to the generation of several oxidation side products, e.g., β-acyloxyketone **5a** (R = Me) [50].



**Scheme 2.** Generation of mixed anhydrides by oxidative fragmentation of cyclopropanol **1a**.

**Table 1.** Oxidation fragmentation of cyclopropanol **1a** with phenyliodine(III) reagents. <sup>a</sup>

Entry	Reagent	Solvent	Additive or Catalyst	Reaction Time, Min <sup>b</sup>	Main Product	Yield % <sup>c</sup>	Yield of <b>5</b> , % <sup>c</sup>
1	<b>2a</b>	CD <sub>3</sub> OD	—	<15	<b>4</b>	93	—
2	<b>2a</b>	CDCl <sub>3</sub>	BnNH <sub>2</sub> (3 equiv.)	300		no reaction	
3	<b>2a</b>	CDCl <sub>3</sub>	—	600 <sup>d</sup>	<b>3a</b>	50	12
4	<b>2a</b>	CDCl <sub>3</sub>	TfOH (1 mol%)	<5	<b>3a</b>	90	10 <sup>e</sup>
5	<b>2b</b>	CDCl <sub>3</sub>	—	7	<b>3b</b>	95	Trace <sup>f</sup>
6	<b>2c</b>	CDCl <sub>3</sub>	—	1500	— g	— g	— g
7	<b>2c</b>	CDCl <sub>3</sub>	TfOH (1 mol%)	1500	— g	— g	— g
8	<b>2d</b>	CDCl <sub>3</sub>	—	500 <sup>d</sup>	<b>3d</b>	46	8
9	<b>2e</b>	CDCl <sub>3</sub>	—	100	<b>3e</b>	98	2
10	<b>2e</b>	CDCl <sub>3</sub>	TfOH (1 mol%)	<5	<b>3e</b>	70	30 <sup>e</sup>
11	<b>2e</b>	CDCl <sub>3</sub>	MsOH (1 mol%)	30	<b>3e</b>	95	4 <sup>e</sup>
12	<b>2e</b>	CDCl <sub>3</sub>	CF <sub>3</sub> CO <sub>2</sub> H (1 mol%)	90	<b>3e</b>	94	5 <sup>e</sup>
13	<b>2e</b>	toluene- <i>d</i> <sub>8</sub>	—	<15	<b>3e</b>	90	4
14	<b>7</b>	CD <sub>3</sub> OD or CDCl <sub>3</sub>	—	1500		no reaction	

<sup>a</sup> Reactions were run in NMR tubes with approx. 0.0375 mmol of **1a** and **2a–d** in 0.75 mL of the respective solvent (0.05 M). Progress was monitored by <sup>1</sup>H-NMR spectroscopy. <sup>b</sup> Time required for full conversion of **1a**. <sup>c</sup> Yields determined by <sup>1</sup>H-NMR. <sup>d</sup> Time required for ~90% conversion of **1a**, full conversion was achieved within 24 h. <sup>e</sup> Yield of **6**. <sup>f</sup> 1-Phenylpentan-3-one was formed in ~4% yield. <sup>g</sup> Not determined, complex mixture of products.

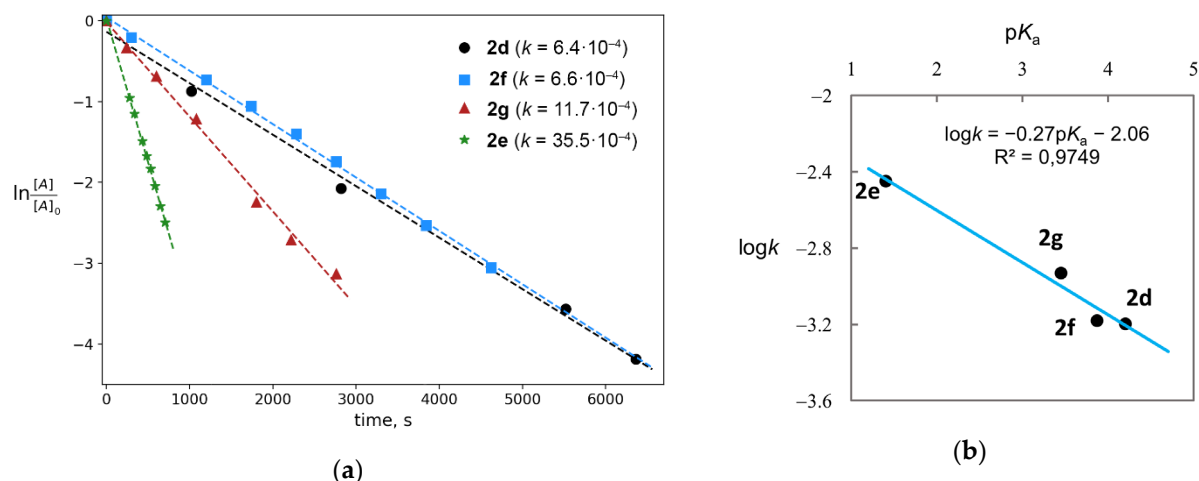
As it was shown before by Momose and co-workers [51], catalytic amounts of triflic acid can greatly enhance the rate of oxidation, probably because of the generation of highly reactive iodonium triflates in situ [52–54] (Brønsted acid activation of carbonyl group in  $\gamma$ -keto iodonium intermediate **A** can also contribute to the rate acceleration effect). In our hands, addition of TfOH (1 mol%) tremendously accelerated the oxidation rate in  $\text{CDCl}_3$  (Entry 4). The reaction was completed less than in 5 min and yield of anhydride **3a** was also noticeably improved (up to 90%). The only side product was ester **6** (10% yield), a plausible outcome of acylation of **1a** with **3a** in the presence of TfOH catalyst.

The use of more reactive PIFA reagent (**2b**) also resulted in fast (7 min) oxidation reaction, rendering the corresponding mixed TFA anhydride **3b** in high 95% yield with only trace amount of by-products (Entry 5). In contrast, the reaction with sterically hindered pivalate reagent **2c** was found to be extremely sluggish and produced a complex mixture of oxidation products after 24 h, even in the presence of TfOH catalyst (Entries 6 and 7).

Next, we attempted to generate mixed anhydrides of aromatic carboxylic acid, by using hypervalent iodine oxidants **2d** and **2e**, derivatives of benzoic and 2,4,6-trichlorobenzoic acids respectively. While the oxidation reaction with **2d** was rather slow and low-yielding (Entry 8), enhancing the electrophilic character of the phenyliodine(III) reagent by introducing more electron-deficient 2,4,6-trichlorobenzoate ligand was highly beneficial. Thus, the oxidative fragmentation of cyclopropanol **1a** with reagent **2e** was completed within 2 h (entry 9), producing the corresponding mixed anhydride in 98% yield and only trace amount of  $\beta$ -acyloxyketone side product **5e**. The structure of mixed anhydride **3e** was firmly confirmed by  $^{13}\text{C}$ -NMR and HMBC correlation spectra and supported by HRMS data (see the Supplementary Materials). The oxidation reaction can be further accelerated with Brønsted acid catalysts with the rate enhancement order  $\text{TfOH} > \text{MsOH} > \text{TFA}$ , corresponding to increasing acid strength (Entries 10–12). On the other hand, the Brønsted acid additives reduced yield of **3e** due to competitive acylation of cyclopropanol **1a**. Interestingly, replacement of  $\text{CDCl}_3$  solvent with toluene also notably accelerated the oxidation reaction (Entry 13 vs. 9), however resulted in slightly less clean reaction mixture (90% yield of **3e**). In contrast to dicarboxylates **2**, benziodoxole reagent **7** did not oxidize **1a** even in a nucleophilic solvent (methanol). Commonly, the reactions of benziodoxole-type reagents with cyclopropanols follow the radical mechanistic pathway [55,56] and require transition metal catalyst to trigger the ring opening [57–59].

As it can be clearly seen from the results presented in Table 1, the oxidation rate increases with an increase of electrophilic character of hypervalent iodine reagent **2** (e.g., **2d** vs. **2e**, Entries 8 and 9), which can be adjusted by altering the carboxylate substituents. To confirm that, we examined the reactivity difference of four phenyliodine(III) dicarboxylates, derivatives of benzoic (**2d**), 3-fluorobenzoic (**2f**), 3-nitrobenzoic (**2g**) and 2,4,6-trichlorobenzoic (**2e**) acids. These hypervalent iodine compounds were prepared in high yields from the corresponding benzoic acids and commercially available PIDA reagent via replacement of acetate ligands in the latter, performed in chlorobenzene [60,61] or diethyl carbonate as a sustainable replacement solvent (see the Experimental Section).

The oxidation reactions with  $\text{PhI}(\text{OCOAr})_2$  reagents were carried out under the pseudo-first-order reaction conditions with excess of cyclopropanol **1a** (10 equiv., 0.2 M in  $\text{CDCl}_3$ ). Progress of the reactions was followed by  $^1\text{H}$ -NMR spectroscopy and pseudo-first-order rate constants have been determined (Figure 1a). As expected, the rate constants increased in order  $\mathbf{2e} > \mathbf{2g} > \mathbf{2f} > \mathbf{2d}$  following the increased electron-withdrawing character of the respective carboxylate ligands, a conclusion also supported by the corresponding linear free energy relationship (Figure 1b), showing a correlation between  $\log k$  values and  $\text{p}K_a$  values of the corresponding benzoic acids [62], a parameter strongly dependent on phenyl ring electron density.

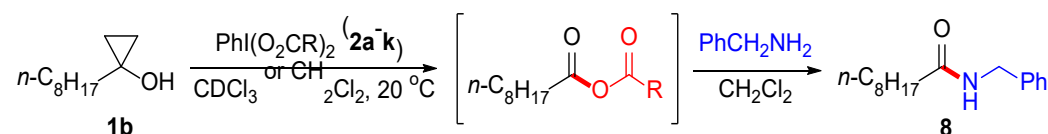


**Figure 1.** (a) Kinetic plot for the reaction of  $\text{PhI}(\text{OCOAr})_2$  reagents **2d** (Ar = phenyl), **2f** (3-fluorophenyl), **2g** (3-nitrophenyl) and **2e** (2,4,6-trichlorophenyl) with excess of cyclopropanol **1a** (10 equiv.) in  $\text{CDCl}_3$  at 295 K and the corresponding pseudo-first-order rate constants. Initial concentration of **2**  $[A]_0 = 0.02$  M; (b) Relationship between the logarithm of rate constants and  $pK_a$  values of the corresponding substituted benzoic acids  $\text{ArCO}_2\text{H}$ .

To summarize, electrophilic and reactive oxidants like PIFA (**2b**) or 2,4,6-trichlorobenzoic reagent **2e** are required for clean and fast generation of mixed anhydrides. The reactivity of phenyliodine(III) dicarboxylates in this reaction can be enhanced by installation of electron-deficient carboxylate ligands or by addition of strong Brønsted acid catalyst (e.g.,  $\text{TfOH}$ ).

## 2.2. Application of Mixed Anhydrides for Acylation of *N*-, *O*-, *S*-Nucleophiles and in Macrolactonizations

Mixed anhydrides contain two distinct reactive carbonyl groups, with the direction of nucleophilic attack and therefore selectivity of amide product formation governed by steric and/or electronic factors. Therefore, at the next stage, we evaluated suitability of several mixed anhydrides, produced by oxidation of cyclopropanol **1b**, for preparation of a model *N*-benzyl amide **8** (Table 2).

**Table 2.** Acylation of benzylamine with mixed anhydrides generated from 1-octylcyclopropanol **1b** and phenyliodine(III) dicarboxylates **2a-k**.<sup>a</sup>

Entry	Reagent 2a-k	R	Time, min <sup>b</sup>	Yield of 8, % <sup>c</sup>
1	2a	Me	120	22 <sup>e,d</sup>
2	2h		95	91
3	2e		30	94
4	2i		<14	88
5	2g		90	95
6	2j		— <sup>f</sup>	58
7	2k		— <sup>f</sup>	— <sup>f</sup>

<sup>a</sup> Preparative reaction were run with 1 mmol of **1b** and 1.07 mmol of **2a-k** in  $\text{CH}_2\text{Cl}_2$ . After the full consumption of cyclopropanol **1b** (TLC control), benzylamine (3 mmol, 3 equiv.) was added. <sup>b</sup> The reaction progress was monitored by  $^1\text{H}$ -NMR in  $\text{CDCl}_3$  as a separate experiment ( $\sim 0.03$  M **1b**). <sup>c</sup> Yield of isolated product. <sup>d</sup> After the aqueous work-up, 8-oxoundecyl acetate by-product was isolated in 12% yield. <sup>e</sup> N-Benzylacetamide was formed as major product in 44% yield. <sup>f</sup> Not determined due to low solubility of **2k** and **2j** and slow reaction rates.

According to  $^1\text{H}$ -NMR monitoring, oxidation of cyclopropanol **1b** occurred faster than for **1a**. After completion of the oxidation step (TLC control) the reaction mixtures were quenched with excess (3 equiv.) of benzylamine. N-Benzylnonanamide (**8**) was isolated by column chromatography on silica gel (Table 2). As expected, the reaction with PIDA (**2a**, Entry 1) afforded low 22% yield of amide **8**, due to the lack of acylation selectivity (44% of N-benzylacetamide was formed) and formation of oxidation by-products (8-oxoundecyl acetate was isolated in 12% yield). On the other hand, mixed anhydrides of aromatic carboxylic acids, generated with reagents **2h**, **2e**, **2i** and **2g**, cleanly produced the required N-benzylamide **8** in high 88–95% yields (Entries 2–5). As in the case of cyclopropanol **1a** described above, the reaction rate increased with the increased electron-withdrawing character of a carboxylate ligand, with the fastest oxidation reaction (<14 min) observed for 2,4-dinitrobenzoyloxy reagent **2i** (Entry 4). On the contrary, oxidations with reagents **2k** and **2j** failed to render high yield of amide **8** due to the low solubility of these reagents in  $\text{CH}_2\text{Cl}_2$  or chloroform and therefore slow oxidation rates (Entries 6 and 7).

Reagents **2e** and **2g** were found to be the most suitable for practical applications, in terms of both amide product yields and the reaction times (Entries 3 and 5).

Having the most optimal conditions in hand, we performed one-pot synthesis of several amide products **8–19** (Scheme 3) by utilizing mixed anhydrides derived from reagents **2g**, **2e** and a number of cyclopropanols **1a–f**. After generation of the corresponding mixed anhydrides, the reaction mixtures were treated with excess (3 equiv.) of amine coupling partner (for  $\text{BnNH}_2$ ,  $\text{Et}_2\text{NH}$ , morpholine) or with 1–2 equiv. of the corresponding amine in the presence of a base (3 equiv.,  $\text{Et}_3\text{N}$ , DIPEA or *N*-methylimidazole, see the Experimental Section). For the reactions with *O*-benzylhydroxylamine, a solution of mixed anhydride was added dropwise to excess of  $\text{BnONH}_2$  (10 equiv.) to avoid double acylation of the latter.

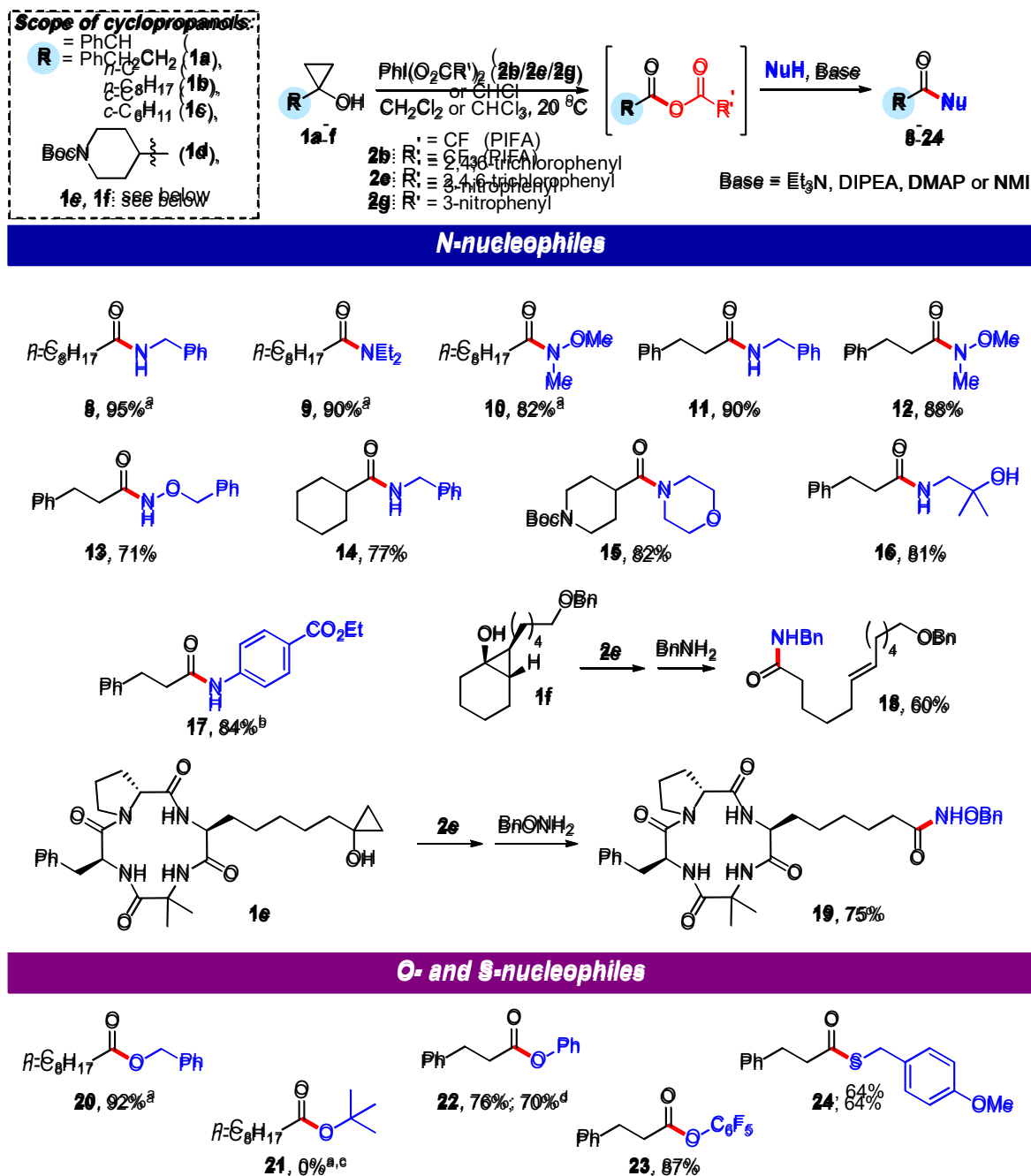
Following the general reaction protocol (see the Experimental Section), both primary *N*-benzyl amides **11**, **8** and secondary amide **9** were obtained in high 90–95% yields from cyclopropanols **1b** and **1a**. Weinreb amides **10**, **12** and *N*-benzyl hydroxamic acid **13** were also prepared in satisfactory yields from the same starting materials. The amidation reactions performed via generation of more sterically hindered mixed anhydrides, containing secondary alkyl substituents, were also successful, for both primary (**14**) and secondary (**15**) amide products. Hydroxy-substituted amide **16** was flawlessly prepared in 81% yield by the selective acylation of amino group in 1-amino-2-methylpropan-2-ol, since tertiary alcohols were found to be totally unreactive (see below). No column chromatography was required for the isolation of crystalline products **14–15** (see the Experimental Section). Aromatic and low-nucleophilic ethyl 4-aminobenzoate also afforded high 84% yield of amide **17** in the presence of *N*-methylimidazole (NMI) as a base [63]. Intramolecular oxidative fragmentation of bicyclic hydroxycyclopropane **1f** with reagent **2e** afforded amide with stereodefined *trans*-double bond **18** after quenching with benzylamine. The most important, a cyclopeptide scaffold tolerated the developed one-pot oxidation-amidation protocol, to produce *N*-benzyl-protected hydroxamic acid **19** in 75% yield. Compound **19** is known as immediate precursor of the corresponding hydroxamic acid Ky-2, a powerful histone deacetylase (HDAC) inhibitor and a potent anticancer agent [40,41,64]. This achievement illustrates the suitability of the developed protocol for the synthesis of bio-active amides and was previously employed by us, along with several other ring-opening reactions, to generate a number of HDAC inhibitors from the single cyclopropanol precursor according to diversity-oriented synthesis paradigm [39].

Besides preparation of amides, oxygen and sulfur-centered nucleophiles can also be employed to furnish the corresponding esters and thioester (Scheme 3). The two-step approach is advantageous for easily oxidizing nucleophilic partners (e.g., phenols, thiols), which are incompatible with hypervalent iodine compounds or are impractical to be used as solvents in a classical Momose reaction protocol. Thus, benzyl ester **20** was obtained in 92% yield by acylation of benzyl alcohol in the presence of  $\text{Et}_3\text{N}$ . Acylation of phenol and pentafluorophenol can also be performed, to afford the corresponding ester products **22** and **23**. Ester **22** can also be prepared without a basic additive, upon the reaction of mixed TFA anhydride with phenol [65]. Thioester **24** was obtained in 64% yield by acylation of the corresponding thiol. The only limitation was the reaction with *tert*-butyl alcohol, which did not afford the expected ester **21**. This restriction, on the other hand, allowed to preform high-yielding synthesis of amide **16**. As it was shown by Momose and co-workers, preparation of esters from tertiary alcohols can be achieved in the presence of  $\text{TiOH}$  catalyst [51].

Synthesis of macrocyclic lactones from  $\omega$ -hydroxycarboxylic (seco) acids represent one of the most prominent applications of mixed anhydrides in organic synthesis [66,67]. Thus, the venerable Yamaguchi esterification protocol relies on generation of mixed anhydrides with 2,4,6-trichlorobenzoic acid [68], while in the Shiina macrolactonizations the use of 4-trifluoromethylbenzoic [69] and 2-methyl-6-nitrobenzoic [70] anhydrides have been manifested. Importantly, macrolactonization of seco acid-derived anhydrides can also be promoted by Lewis acid catalysts [71–74] thus avoiding organic bases, what



prompted us to investigate the direct conversion of  $\omega$ -hydroxyalkyl substituted cyclopropanols **1g** and **1h** into the corresponding macrolactones **25a,b** upon treatment with phenyliodine(III) reagents **2e** and **2h** (Table 3).



**Scheme 3.** Acylation of *N*, *O* and *S*-nucleophiles with mixed anhydrides generated from cyclopropanols **1a-f** and phenyliodine(III) dicarboxylates. Unless noted otherwise, the reactions were run with 2,4,6-trichlorobenzoyloxy reagent **2e** in 0.5 mmol scale. Yields of isolated products are given (see Experimental Section for the details). NMR inspection of the several crude reaction mixtures evidenced quantitative formation of the corresponding amide products. Notes: <sup>a</sup> The reaction was performed with 3-nitrobenzoyloxy reagent **2g**. <sup>b</sup> With *N*-methylimidazole (NMI) as a base. <sup>c</sup> Nonanoic acid was obtained after aqueous work-up. <sup>d</sup> Oxidation was carried out with PIFA, acylation of PhOH was performed in the absence of a base.

**Table 3.** Intramolecular O-acylation: synthesis of macrolactones **25a,b**.

$\text{HO}-(\text{CH}_2)_n-\text{OH}$  (**1g** ( $n=9$ ), **1h** ( $n=11$ ))
  $\xrightarrow[\text{solvent, reflux}]{\text{PhI}(\text{O}_2\text{CAr})_2 \text{ (2e or 2g), Lewis acid (20 mol\%)}}$ 
 $\text{Macrolactone } \text{25a,b (major)}$ 
 $+$ 
 $\text{Cyclic diolide } \text{26a,b}$ 
 $\left[ \text{12-Hydroxydodecan-3-one } \text{27 (obtained in entry 1)} \right]$

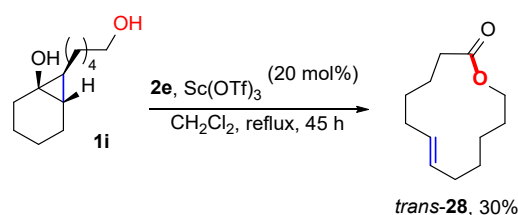
Entry	Substrate	Reagent	Catalyst	Solvent	Time, h	Yield of <b>25</b> , % <sup>a</sup>	Yield of <b>26</b> , % <sup>a</sup>
1	<b>1g</b> ( $n=9$ )	<b>2g</b>	Sc(OTf) <sub>3</sub>	CH <sub>3</sub> CN/THF	20	0 <sup>b</sup>	0
2		<b>2g</b>	Sc(OTf) <sub>3</sub>	CH <sub>2</sub> Cl <sub>2</sub> /CH <sub>3</sub> CN <sup>c</sup>	17	62	14
3	<b>1h</b> ( $n=11$ )	<b>2g</b>	Sc(OTf) <sub>3</sub>	CH <sub>2</sub> Cl <sub>2</sub> /CH <sub>3</sub> CN	189	82	10
4		<b>2e</b>	Sc(OTf) <sub>3</sub>	CH <sub>2</sub> Cl <sub>2</sub> /CH <sub>3</sub> CN	187	91	8
5		<b>2g</b>	Hf(OTf) <sub>4</sub>	CH <sub>2</sub> Cl <sub>2</sub> /CH <sub>3</sub> CN	178	93	>7

<sup>a</sup> Yields of isolated products. <sup>b</sup> 12-Hydroxydodecan-3-one **27** was isolated in 81% yield. <sup>c</sup> Acetonitrile was used as a solubilizing additive for Sc(OTf)<sub>3</sub>, ca. 1 mL per 150 mL of CH<sub>2</sub>Cl<sub>2</sub>.

At the outset (Entry 1), we examined scandium triflate-mediated intramolecular cyclization of the mixed anhydride, derived from cyclopropanol **1g** and 3-nitrobenzoic reagent **2g**, under the conditions developed by Yamamoto and co-workers [71]. Unfortunately, cyclopropanol ring opening product **27** was obtained instead of expected 11-membered macrolactone **25a**. To our delight, simple exchange of the solvent system from acetonitrile/THF to CH<sub>2</sub>Cl<sub>2</sub>/acetonitrile (Entry 2) allowed to perform the desired oxidative fragmentation-macrolactonization reaction. Addition of small amount of acetonitrile as co-solvent (ca. 1 mL per 150 mL of CH<sub>2</sub>Cl<sub>2</sub>) was only necessary to solubilize Sc(OTf)<sub>3</sub> catalyst, which mediated intramolecular cyclization of intermediate 3-nitrobenzoic mixed anhydride [71] and furnished **25a** in 62% isolated yield, along with 14% of cyclic diolide side product **26a**. The macrocyclizations were performed with a diluted solution of **2g** or **2e** (ca. 0.005 M).

The analogous transformation performed with cyclopropanol **1h** afforded larger 13-membered macrocyclic lactone **25b** in 82% yield (Entry 3), although proceeded significantly slower and required 189 h reaction time, including slow 21 h addition of **1h** and subsequent refluxing of the reaction mixture for ca. 7 days. Aqueous work-up before the indicated time resulted in reduced yields of **25b** and delivered considerable amounts of 12-hydroxydodecanoic acid. The reaction outcome can be further improved with 2,4,6-trichlorobenzoic reagent **2e** (Entry 4) or with the use of hafnium(IV) triflate catalyst (Entry 5) [73,74].

Finally, we tested the performance Sc(OTf)<sub>3</sub>-catalyzed macrolactonization in tandem with intramolecular ring scissoring of bicyclic cyclopropanol **1i** with reagent **2e** (Scheme 4). Unfortunately in this case macrolactonization was less successful, affording the corresponding 13-membered macrocycle **28** with endocyclic *trans*-double bond in low 30% yield due to formation of several non-cyclic and diolide side-products. Nevertheless, yield of macrocycle **28** was almost twice higher than obtained previously by the reaction of **1i** with PIFA [30].



**Scheme 4.** Synthesis of *trans*-alkenolide **28** via intramolecular ring scissoring-macrocyclization of bicyclic cyclopropanol **1i**.

### 3. Experimental Section

#### 3.1. General Experimental Methods

Solvents were used as obtained from commercial sources without any further purification or dried if required over 4 Å molecular sieves. Chemicals (including phenyliodine(III) reagents **2a**, **2b**) were purchased from Sigma-Aldrich (St. Louis, MO, USA), Fluorochem (London, UK) and Alfa Aesar (Ward Hill, Mass, USA) and used as received unless other indicated. Bis(*tert*-butylcarbonyloxy)iodobenzene **2c** was purchased from Santa Cruz Biotechnology (Dallas, TX, USA). Commercial samples of scandium and hafnium triflates were dehydrated prior to use by heating under reduced pressure (>1 torr). Cyclopropanols **1a–d** have been prepared by Kulinkovich cyclopropanation of the corresponding esters or lactones [9]. Preparation of cyclopropanols **1g** and **1h** is described in the Supplementary Materials. Peptide cyclopropanol **1e** and bicyclic cyclopropanols **1f** and **1i** have been prepared by following the published protocols [30,39]. Silica gel 40–100 µm was used for column chromatography; silica gel 60F<sub>254</sub> plates were used for TLC. <sup>1</sup>H-NMR (400 and 500 MHz), <sup>13</sup>C-NMR (100.6 and 125 MHz) spectra were recorded on Avance spectrometers (Bruker, Billerica, Mass, USA). Chemical shifts are given in δ value with CHCl<sub>3</sub> (δ = 7.26 ppm) and CDCl<sub>3</sub> (δ = 77.16 ppm) as internal standards for <sup>1</sup>H-NMR and <sup>13</sup>C-NMR spectra. FT-IR spectra were recorded on a Bruker Tensor 27 FT or a Bruker Vertex 70 spectrometers. HRMS data was obtained on a HPLC/Q-TOF G6540A Mass Spectrometer (Agilent, Santa Clara, CA, USA) using AJS ESI method in positive ion detection modes or a LTQ Orbitrap Discovery spectrometer (Thermo Fisher Scientific, Waltham, Mass, USA) using electrospray ionization (ESI). Melting points were determined with a SMP40 apparatus (Stuart, Staffordshire, UK).

#### 3.2. Typical Procedure for Preparation of PhI(O<sub>2</sub>CAr)<sub>2</sub> Reagents [for Ar = 2,4,6-trichlorophenyl, **2e**]

A 250 mL round-bottom flask was charged with (diacetoxyiodo)benzene (3.22 g, 10 mmol) and 2,4,6-trichlorobenzoic acid (4.51 g, 20 mmol). Anhydrous diethyl carbonate (50 mL) was added and the solids were dissolved via stirring and gentle heating with a heat gun. The obtained clear solution was stirred at room temperature for 2 h (during this stage, white precipitate could start to form). The solvent was evaporated under reduced pressure. The remained solid or oily residue was triturated with cyclohexane, filtered, washed with cyclohexane (2 × 10 mL) and dried under reduced pressure to afford the title compound (6.19 g, 95% yield) as white or slightly yellowish crystals. The obtained material is pure enough to be used as obtained. If required, purification can be performed by recrystallization from ethyl acetate/cyclohexane. (Bis(2,4,6-trichlorobenzoyloxy)iodo)benzene **2e**: white crystalline solid, m.p. 159 °C (ethyl acetate/cyclohexane). IR (KBr), cm<sup>−1</sup> 1659, 1580, 1572, 1120, 557. <sup>1</sup>H-NMR (400 MHz, CDCl<sub>3</sub>) δ = 8.26 (d, *J* = 7.6 Hz, 2H), 7.63 (t, *J* = 7.6 Hz, 1H), 7.52 (t, *J* = 7.6 Hz, 2H), 7.27 (s, 4H). <sup>13</sup>C-NMR (100.6 MHz, CDCl<sub>3</sub>) δ = 168.2, 135.7, 135.6, 132.7, 132.4, 131.4, 128.1, 123.0. HRMS (ESI) *m/z* calcd for C<sub>20</sub>H<sub>9</sub>Cl<sub>6</sub>IO<sub>4</sub>Na<sup>+</sup> [M+Na]<sup>+</sup> 672.7569 (monoisotopic), 674.7541 (most abundant), found [M+Na]<sup>+</sup> 672.7555 (monoisotopic), 674.7531 (most abundant).

(Bis(3-nitrobenzoyloxy)iodo)benzene (**2g**): white crystalline solid, m.p. 150–151 °C (dichloromethane/petroleum ether). IR (KBr), cm<sup>−1</sup> 1657, 1625, 1615, 1524, 1348, 721, 430. <sup>1</sup>H-NMR (400 MHz, CDCl<sub>3</sub>) δ = 8.71 (t, *J* = 1.9 Hz, 2H), 8.36 (ddd, *J* = 8.3, 1.9, 1.1 Hz, 2H), 8.32–8.20 (m, 4H), 7.78–7.67 (m, 1H), 7.66–7.56 (m, 4H). <sup>13</sup>C-NMR (100.6 MHz, CDCl<sub>3</sub>) δ = 169.1, 148.2, 136.0, 135.2, 132.6, 131.8, 131.6, 129.6, 127.2, 125.2, 122.3.

(Bis(benzoyloxy)iodo)benzene (**2d**): white crystalline solid. <sup>1</sup>H-NMR (400 MHz, CDCl<sub>3</sub>) δ = 8.27–8.21 (m, 2H), 7.96–7.90 (m, 4H), 7.66–7.60 (m, 1H), 7.59–7.46 (m, 4H), 7.41–7.34 (m,

4H).  $^{13}\text{C}$ -NMR (100.6 MHz,  $\text{CDCl}_3$ )  $\delta$  = 171.5, 135.0, 132.6, 131.8, 131.1, 130.3, 130.2, 128.3, 122.5. NMR data correspond to those published previously [75].

(*Bis*(3-fluorobenzoyloxy)iodo)benzene (**2f**): white crystalline solid.  $^1\text{H}$ -NMR (400 MHz,  $\text{CDCl}_3$ )  $\delta$  = 8.27–8.20 (m, 2H), 7.74–7.70 (m, 2H), 7.69–7.62 (m, 1H), 7.62–7.51 (m, 4H), 7.35 (td,  $J$  = 8.0, 5.5 Hz, 2H), 7.19 (tdd,  $J$  = 8.0, 2.7, 1.1 Hz, 2H).  $^{13}\text{C}$ -NMR (100.6 MHz,  $\text{CDCl}_3$ )  $\delta$  = 170.2 (d,  $J_{\text{CF}}$  = 2.8 Hz), 162.5 (d,  $J_{\text{CF}}$  = 246.9 Hz), 135.0, 132.4 (d,  $J_{\text{CF}}$  = 7.2 Hz), 132.1, 131.3, 129.9 (d,  $J_{\text{CF}}$  = 7.7 Hz), 126.0 (d,  $J_{\text{CF}}$  = 3.0 Hz), 122.4, 119.7 (d,  $J_{\text{CF}}$  = 21.4 Hz), 117.1 (d,  $J_{\text{CF}}$  = 22.7 Hz).

Other phenyliodine(III) dicarboxylates **2h–k** were prepared analogously in chlorobenzene as solvent on a 1–2 mmol scale following published procedures [60,61], and used as obtained without any purification.

### 3.3. General Procedure for Generation of Mixed Anhydrides from Cyclopropanols and Reagent **2e**

A solution of cyclopropanol **1** (0.5 mmol) in anhydrous  $\text{CHCl}_3$  or  $\text{CH}_2\text{Cl}_2$  (3 mL) was added to the stirred solution of phenyliodine(III) reagent **2e** (327 mg, 0.5 mmol, 1.0 equiv.) in anhydrous  $\text{CHCl}_3$  or  $\text{CH}_2\text{Cl}_2$  (3 mL). The reaction mixture was stirred at room temperature. TLC analysis or  $^1\text{H}$ -NMR monitoring (in  $\text{CDCl}_3$ ) showed full consumption of the starting cyclopropanol **1** after 2 h. The reaction with reagent **2g** was carried out in the same manner. The obtained solution of a mixed anhydride was quenched with a corresponding nucleophile as described below, affording compounds **8–24**.

#### 3.3.1. N-BenzylNonanamide (**8**)

Benzylamine (160 mg, 1.5 mmol, 3 equiv.) was added to the solution of mixed anhydride, generated from 1-octylcyclopropan-1-ol **1b** and reagent **2g** in  $\text{CH}_2\text{Cl}_2$ . Stirring was continued overnight (12 h). The reaction was quenched with 10% HCl solution, then extracted with  $\text{CH}_2\text{Cl}_2$  ( $3 \times 5$  mL). The combined organic layers were dried ( $\text{MgSO}_4$ ) and filtered. After evaporation of the solvent, the product was isolated by silica gel column chromatography (PE/EtOAc). Colorless oil (117 mg, 95% yield). IR ( $\text{CCl}_4$ )  $\text{cm}^{-1}$  3453, 3331, 3089, 3068, 3032, 1682, 1532, 1505.  $^1\text{H}$ -NMR (400 MHz,  $\text{CDCl}_3$ )  $\delta$  = 7.38–7.22 (m, 5H), 5.69 (br.s, 1H), 4.45 (d,  $J$  = 5.6 Hz, 2H), 2.21 (t,  $J$  = 7.5 Hz, 2H), 1.66 (quint.,  $J$  = 7.5 Hz, 2H), 1.38–1.18 (m, 10H), 0.88 (t,  $J$  = 6.8 Hz, 3H).  $^{13}\text{C}$ -NMR (100.6 MHz,  $\text{CDCl}_3$ )  $\delta$  = 173.5, 138.5, 128.7, 127.8, 127.5, 43.7, 36.8, 31.9, 29.4, 29.2, 25.9, 22.7, 14.1. NMR data correspond to those published previously [76].

#### 3.3.2. N,N-DiethylNonanamide (**9**)

Diethylamine (110 mg, 1.5 mmol, 3 equiv.) was added to the solution of mixed anhydride, generated from cyclopropanol **1b** and reagent **2g** in  $\text{CH}_2\text{Cl}_2$ . Stirring was continued overnight (12 h) at room temperature, then refluxed for 2 h. The reaction was quenched with 10% HCl solution, then extracted with  $\text{CH}_2\text{Cl}_2$  ( $3 \times 5$  mL). The combined organic layers were dried ( $\text{MgSO}_4$ ) and filtered. After evaporation of the solvent, the product was isolated by silica gel column chromatography (PE/EtOAc). Colorless oil (96 mg, 90% yield). IR (liquid film)  $\text{cm}^{-1}$  1643.  $^1\text{H}$ -NMR (500 MHz,  $\text{CDCl}_3$ )  $\delta$  = 3.36 (q,  $J$  = 7.1 Hz, 2H), 3.29 (q,  $J$  = 7.1 Hz, 2H), 2.27 (t,  $J$  = 7.8 Hz, 2H), 1.71–1.53 (m, 2H), 1.38–1.20 (m, 10H), 1.16 (t,  $J$  = 7.1 Hz, 3H), 1.09 (t,  $J$  = 7.1 Hz, 3H), 0.86 (t,  $J$  = 6.7 Hz, 3H).  $^{13}\text{C}$ -NMR (125 MHz,  $\text{CDCl}_3$ )  $\delta$  = 172.7, 42.1, 40.2, 33.3, 32.0, 29.7, 29.6, 29.3, 25.7, 22.8, 14.5, 14.2, 13.2. NMR data correspond to those published previously [77].

#### 3.3.3. N-Methoxy-N-methylNonanamide (**10**)

A solution of *N*-methoxy-*N*-methylamine was prepared by mixing of *N,O*-dimethylhydroxylamine hydrochloride (98 mg, 1 mmol, 2 equiv.) and triethylamine (404 mg, 4 mmol, 8 equiv.) in anhydrous  $\text{CH}_2\text{Cl}_2$  (5 mL) and  $\text{CH}_3\text{CN}$  (3 mL). The obtained solution was added to the solution of mixed anhydride, generated from cyclopropanol **1b** and reagent **2g** in  $\text{CH}_2\text{Cl}_2$ . Stirring was continued overnight (12 h) at room temperature, then

refluxed for 2 h. The reaction was quenched with 10% HCl solution, then extracted with  $\text{CH}_2\text{Cl}_2$  ( $3 \times 8$  mL). The combined organic layers were washed successively with saturated  $\text{NaHCO}_3$ , NaCl, dried ( $\text{Na}_2\text{SO}_4$ ) and filtered. After evaporation of the solvents, the product was isolated by silica gel column chromatography (PE/EtOAc). Colorless oil (82 mg, 82% yield). IR (liquid film)  $\text{cm}^{-1}$  1671.  $^1\text{H}$ -NMR (500 MHz,  $\text{CDCl}_3$ )  $\delta$  = 3.67 (s, 3H), 3.16 (s, 3H), 2.39 (t,  $J$  = 7.4 Hz, 2H), 1.66–1.55 (m, 2H), 1.37–1.17 (m, 10H), 0.86 (t,  $J$  = 6.9 Hz, 3H).  $^{13}\text{C}$ -NMR (125 MHz,  $\text{CDCl}_3$ )  $\delta$  = 175.0, 61.3, 32.0, 32.0, 29.8, 29.6, 29.5, 29.3, 24.8, 22.8, 14.2. NMR data correspond to those published previously [78].

### 3.3.4. *N*-Benzyl-3-phenylpropanamide (11)

Benzylamine (80 mg, 0.75 mmol, 1.5 equiv.) and triethylamine (152 mg, 1.5 mmol, 3 equiv.) were added to the solution of mixed anhydride, generated from 1-phenethylcyclopropan-1-ol **1a** and reagent **2e** in  $\text{CHCl}_3$ . Stirring was continued overnight (12 h). The reaction was quenched with 10% HCl solution, then extracted with  $\text{CHCl}_3$  ( $3 \times 5$  mL). The combined organic layers were dried ( $\text{MgSO}_4$ ) and filtered. After evaporation of the solvent, the product was isolated by silica gel column chromatography (PE/EtOAc). White crystalline solid (108 mg, 90% yield).  $^1\text{H}$ -NMR (400 MHz,  $\text{CDCl}_3$ )  $\delta$  = 7.33–7.25 (m, 5H), 7.25–7.18 (m, 3H), 7.17–7.12 (m, 2H), 5.59 (br.s, 1H), 4.40 (d,  $J$  = 5.7 Hz, 2H), 3.00 (t,  $J$  = 7.6 Hz, 2H), 2.52 (t,  $J$  = 7.6 Hz, 2H).  $^{13}\text{C}$ -NMR (100.6 MHz,  $\text{CDCl}_3$ )  $\delta$  = 172.0, 140.9, 138.3, 128.8, 128.7, 128.6, 127.9, 127.6, 126.4, 43.7, 38.7, 31.9. NMR data correspond to those published previously [79].

### 3.3.5. *N*-Methoxy-*N*-methyl-3-phenylpropanamide (12)

*N,O*-Dimethylhydroxylamine hydrochloride (73 mg, 0.75 mmol, 1.5 equiv.) and triethylamine (152 mg, 1.5 mmol, 3 equiv.) were added to the reaction mixture containing the mixed anhydride, generated from cyclopropanol **1a** and reagent **2e** in  $\text{CHCl}_3$ . Stirring was continued overnight (12 h). The reaction was quenched with 10% HCl solution, then extracted with  $\text{CHCl}_3$  ( $3 \times 5$  mL). The combined organic layers were dried ( $\text{MgSO}_4$ ) and filtered. After evaporation of the solvent, the product was isolated by silica gel column chromatography (PE/EtOAc). Colorless oil (85 mg, 88% yield).  $^1\text{H}$ -NMR (400 MHz,  $\text{CDCl}_3$ )  $\delta$  = 7.37–7.13 (m, 5H), 3.58 (s, 3H), 3.17 (s, 3H), 2.96 (t,  $J$  = 7.9 Hz, 2H), 2.74 (t,  $J$  = 7.9 Hz, 2H).  $^{13}\text{C}$ -NMR (100.6 MHz,  $\text{CDCl}_3$ )  $\delta$  = 173.8, 141.3, 128.5, 128.5, 126.1, 61.2, 33.8, 32.2, 30.7. NMR data correspond to those published previously [80].

### 3.3.6. *N*-(Benzyloxy)-3-phenylpropanamide (13)

The reaction mixture containing the mixed anhydride, generated from cyclopropanol **1a** and reagent **2e** in  $\text{CHCl}_3$ , was slowly added dropwise (within an hour) to the excess of *O*-benzylhydroxylamine  $\text{BnONH}_2$  (615 mg, 5.0 mmol, 10 equiv.) in anhydrous  $\text{CHCl}_3$  (3.5 mL). Stirring was continued overnight (10 h). After evaporation of the solvent, the product was isolated by silica gel column chromatography (PE/EtOAc). White crystalline solid (91 mg, 71% yield).  $^1\text{H}$ -NMR (400 MHz,  $\text{CD}_3\text{OD}$ )  $\delta$  = 7.41–7.23 (m, 7H), 7.23–7.15 (m, 3H), 4.71 (s, 2H), 2.89 (t,  $J$  = 7.5 Hz, 2H), 2.33 (t,  $J$  = 7.5 Hz, 2H). Note: signal of the amide NH proton was not observed due to proton exchange with the solvent.  $^{13}\text{C}$ -NMR (100.6 MHz,  $\text{CD}_3\text{OD}$ )  $\delta$  = 171.8, 141.7, 136.9, 130.3, 129.6, 129.5, 129.5, 129.4, 127.3, 79.0, 35.6, 32.4. NMR data correspond to those published previously [81].

### 3.3.7. *N*-Benzylcyclohexanecarboxamide (14)

A solution of benzylamine (160 mg, 1.5 mmol, 3 equiv.) in  $\text{CHCl}_3$  (1 mL) was added to the solution of mixed anhydride, generated from 1-cyclohexylcyclopropan-1-ol **1c** and reagent **2e** in  $\text{CHCl}_3$ . Stirring was continued overnight (12 h). The organic phase was washed with 2M aq. HCl (2 mL), water (2 mL), sat. aq. NaCl (1 mL) and organic solvent was evaporated under reduced pressure. To remove 2,4,6-trichlorobenzoic acid, the residue was treated with 2M aq. KOH (2 mL), then extracted with  $\text{CH}_2\text{Cl}_2$  ( $3 \times 2$  mL) and dried

(MgSO<sub>4</sub>). The solvent was evaporated and the obtained residue was triturated with hexane, filtered and washed with hexane to afford the title compound as white crystalline solid (84 mg, 77% yield). <sup>1</sup>H-NMR (400 MHz, CDCl<sub>3</sub>) δ = 7.37–7.28 (m, 2H), 7.31–7.22 (m, 3H), 5.78 (br.s, 1H), 4.43 (d, *J* = 5.6 Hz, 2H), 2.11 (tt, *J* = 11.8, 3.5 Hz, 1H), 1.93–1.84 (m, 2H), 1.84–1.70 (m, 2H), 1.70–1.61 (m, 1H), 1.59–1.39 (m, 2H), 1.34–1.13 (m, 3H). <sup>13</sup>C-NMR (100.6 MHz, CDCl<sub>3</sub>) δ = 176.0, 138.7, 128.8, 127.8, 127.6, 45.7, 43.5, 29.9, 25.9. HRMS (ESI) *m/z* calcd for C<sub>14</sub>H<sub>20</sub>NO<sup>+</sup> [M+H]<sup>+</sup> 218.1539, found 218.1541. NMR data correspond to those published previously [82].

### 3.3.8. *tert*-Butyl 4-(morpholine-4-carbonyl)piperidine-1-carboxylate (15)

A solution of morpholine (130 mg, 1.5 mmol, 3 equiv.) in CHCl<sub>3</sub> (1 mL) was added to the solution of mixed anhydride, generated from the *tert*-butyl 4-(1-hydroxycyclopropyl)piperidine-1-carboxylate **1d** and reagent **2e** in CHCl<sub>3</sub>. Stirring was continued overnight (12 h). The organic phase was washed with 2M aq. HCl (2 mL), water (2 mL), sat. aq. NaCl (1 mL) and the organic solvent was evaporated under reduced pressure. To remove 2,4,6-trichlorobenzoic acid, the residue was treated with 2M aq. KOH (2 mL), then extracted with CH<sub>2</sub>Cl<sub>2</sub> (3 × 2 mL) and dried (MgSO<sub>4</sub>). The solvent was evaporated and the obtained residue was triturated with hexane, filtered and washed with hexane to afford the title compound as white crystalline solid (122 mg, 82% yield). <sup>1</sup>H-NMR (400 MHz, CDCl<sub>3</sub>) δ = 4.14 (br.s, 2H), 3.73–3.64 (m, 4H), 3.64–3.56 (m, 2H), 3.55–3.44 (m, 2H), 2.85–2.65 (m, 2H), 2.64–2.53 (m, 1H), 1.83–1.58 (m, 4H), 1.44 (s, 9H). <sup>13</sup>C-NMR (100.6 MHz, CDCl<sub>3</sub>) δ = 173.2, 154.8, 79.7, 67.1, 66.9, 46.1, 43.3, 42.2, 38.4, 28.6, 28.5. HRMS (ESI) *m/z* calcd for C<sub>15</sub>H<sub>26</sub>N<sub>2</sub>O<sub>4</sub>Na<sup>+</sup> [M+Na]<sup>+</sup> 321.1785, found 321.1783.

### 3.3.9. *N*-(2-Hydroxy-2-methylpropyl)-3-phenylpropanamide (16)

A solution of DIPEA (194 mg, 1.5 mmol, 3 equiv.) and 1-amino-2-methylpropan-2-ol (45 mg, 0.5 mmol, 1.0 equiv.) in CHCl<sub>3</sub> (1 mL) was added to the solution of mixed anhydride, generated from cyclopropanol **1a** and reagent **2e** in CHCl<sub>3</sub>. Stirring was continued overnight (12 h). The organic phase was washed with 2M aq. HCl (2 mL), water (2 mL), sat. aq. NaCl (1 mL) and the organic solvent was evaporated under reduced pressure. To remove 2,4,6-trichlorobenzoic acid, the residue was treated with 2M aq. KOH (1 mL), then extracted with CH<sub>2</sub>Cl<sub>2</sub> (3 × 2 mL) and dried (Na<sub>2</sub>SO<sub>4</sub>). Solvents were evaporated and the obtained residue was triturated with hexane, filtered and washed with hexane to afford the title compound as white crystalline solid (90 mg, 81% yield). <sup>1</sup>H-NMR (400 MHz, CDCl<sub>3</sub>) δ = 7.32–7.23 (m, 2H), 7.24–7.15 (m, 3H), 5.85 (br.s, 1H), 3.21 (d, *J* = 6.0 Hz, 2H), 2.98 (t, *J* = 7.6 Hz, 2H), 2.53 (t, *J* = 7.6 Hz, 2H), 2.35 (br.s, 1H), 1.13 (s, 6H). <sup>13</sup>C-NMR (100.6 MHz, CDCl<sub>3</sub>) δ = 173.2, 140.8, 128.7, 128.5, 126.5, 70.9, 50.4, 38.6, 31.9, 27.3. HRMS (ESI) *m/z* calcd for C<sub>13</sub>H<sub>20</sub>NO<sub>2</sub><sup>+</sup> [M+H]<sup>+</sup> 222.1489, found 222.1484. NMR data correspond to those published previously [83].

### 3.3.10. Ethyl 4-(3-phenylpropanamido)benzoate (17)

A solution of *N*-methylimidazole (123 mg, 1.5 mmol, 3 equiv.) and ethyl 4-aminobenzoate (83 mg, 0.5 mmol, 1.0 equiv.) in CHCl<sub>3</sub> (1 mL) was added to the solution of mixed anhydride, generated from cyclopropanol **1a** and reagent **2e** in CHCl<sub>3</sub>. Stirring was continued overnight (12 h). The reaction was quenched with 2M aq. HCl (2 mL), then extracted with CHCl<sub>3</sub> (3 × 5 mL). The combined organic layers were dried (MgSO<sub>4</sub>) and filtered. After evaporation of the solvent, the product was isolated by silica gel column chromatography (PE/EtOAc). White crystalline solid (125 mg, 84% yield). <sup>1</sup>H-NMR (400 MHz, CDCl<sub>3</sub>) δ = 8.00–7.95 (m, 2H), 7.51 (d, *J* = 8.6 Hz, 2H), 7.35–7.27 (m, 3H), 7.25–7.19 (m, 3H), 4.35 (q, *J* = 7.1 Hz, 2H), 3.05 (t, *J* = 7.6 Hz, 2H), 2.69 (t, *J* = 7.6 Hz, 2H), 1.38 (t, *J* = 7.1 Hz, 3H). <sup>13</sup>C-NMR (100.6 MHz, CDCl<sub>3</sub>) δ = 170.7, 166.3, 142.0, 140.5, 130.9, 128.8, 128.5, 126.6, 126.1, 118.9, 61.0, 39.7, 31.5, 14.5. HRMS (ESI) *m/z* calcd for C<sub>18</sub>H<sub>20</sub>NO<sub>3</sub><sup>+</sup> [M+H]<sup>+</sup> 298.1438, found 298.1437.

### 3.3.11. (*E*)-*N*-Benzyl-12-(benzyloxy)dodec-6-enamide (**18**)

Benzylamine (160 mg, 1.5 mmol, 3 equiv.) was added to the solution of mixed anhydride, generated from *exo*-7-(5-(benzyloxy)pentyl)bicyclo[4.1.0]heptan-1-ol (**1f**) and reagent **2e** in CHCl<sub>3</sub>. Stirring was continued overnight (12 h). The reaction was quenched with 10% HCl solution, then extracted with CHCl<sub>3</sub> (3 × 5 mL). The combined organic layers were dried (Na<sub>2</sub>SO<sub>4</sub>) and filtered. After evaporation of the solvent, the white product (118 mg, 60%) was isolated by silica gel column chromatography (PE/EtOAc). IR (CCl<sub>4</sub>) cm<sup>-1</sup> 3453, 3090, 3068, 3032, 1683. <sup>1</sup>H-NMR (400 MHz, CDCl<sub>3</sub>) δ = 7.39–7.23 (m, 10H), 5.71 (br.s, 1H), 5.45–5.30 (m, 2H), 4.49 (s, 2H), 4.44 (d, *J* = 5.6 Hz, 2H), 3.45 (t, *J* = 6.6 Hz, 2H), 2.25–2.14 (m, 2H), 2.07–1.92 (m, 4H), 1.73–1.53 (m, 6H), 1.46–1.29 (m, 4H). <sup>13</sup>C-NMR (100.6 MHz, CDCl<sub>3</sub>) δ = 173.0, 138.9, 138.6, 130.9, 130.0, 128.9, 128.5, 128.0, 127.8, 127.7, 127.6, 73.0, 70.6, 43.8, 36.8, 32.6, 32.4, 29.8, 29.5, 29.4, 25.9, 25.4. Found: C, 79.29; H, 8.95%. C<sub>26</sub>H<sub>35</sub>NO<sub>2</sub> requires C, 79.35; H, 8.96%.

### 3.3.12. 6-((3*S*,9*S*,14*aR*)-9-Benzyl-6,6-dimethyl-1,4,7,10-tetraoxotetradecahydropyrrolo[1,2-*a*][1,4,7,10]tetraazacyclododecin-3-yl)-*N*-(benzyloxy)hexanamide (cyclopeptide **19**)

Preparation of this compound and its characterization has been described by us previously [39].

### 3.3.13. Benzyl nonanoate (**20**)

Benzyl alcohol (54 mg, 0.5 mmol, 1.0 equiv.) and DMAP (122 mg, 1.0 mmol, 2.0 equiv.) were added to the solution of mixed anhydride, generated from cyclopropanol **1b** and reagent **2g** in CH<sub>2</sub>Cl<sub>2</sub>. Stirring was continued overnight (12 h). The reaction was quenched with 10% HCl solution, then extracted with CH<sub>2</sub>Cl<sub>2</sub> (3 × 5 mL). The combined organic layers were dried (Na<sub>2</sub>SO<sub>4</sub>) and filtered. After evaporation of the solvent, the product was isolated by silica gel column chromatography (PE/EtOAc). Colorless oil (114 mg, 92% yield). IR (liquid film) cm<sup>-1</sup> 3091, 3067, 3035, 1739. <sup>1</sup>H-NMR (400 MHz, CDCl<sub>3</sub>) δ = 7.50–7.28 (m, 5H), 5.12 (s, 2H), 2.36 (t, *J* = 7.5 Hz, 2H), 1.65 (quint., *J* = 7.5 Hz, 2H), 1.40–1.20 (m, 10H), 0.89 (t, *J* = 6.9 Hz, 3H). <sup>13</sup>C-NMR (100.6 MHz, CDCl<sub>3</sub>) δ = 173.8, 136.3, 128.7, 128.3, 66.2, 34.5, 31.9, 29.3, 29.3, 29.2, 25.1, 22.8, 14.2.

### 3.3.14. Phenyl 3-phenylpropanoate (**22**)

Method A: A solution of DIPEA (194 mg, 1.5 mmol, 3 equiv.) and phenol (52 mg, 0.55 mmol, 1.1 equiv.) in CHCl<sub>3</sub> (1 mL) was added to the solution of mixed anhydride, generated from cyclopropanol **1a** and reagent **2e** in CHCl<sub>3</sub>. Stirring was continued overnight (12 h). The reaction was quenched with 2M aq. HCl (2 mL), then extracted with CHCl<sub>3</sub> (3 × 5 mL). The combined organic layers were dried (MgSO<sub>4</sub>) and filtered. After evaporation of the solvent, the product was isolated by silica gel column chromatography (PE/EtOAc). Colorless oil (86 mg, 76% yield).

Method B [65]: A solution of phenol (47 mg, 0.5 mmol, 1.0 equiv.) in CHCl<sub>3</sub> (0.5 mL) was added to the solution of mixed TFA anhydride, generated from cyclopropanol **1a** and reagent **2b** (PIFA) in CHCl<sub>3</sub>. Stirring was continued overnight (12 h). The reaction was quenched with sat. aq. NaHCO<sub>3</sub> solution, then extracted with CHCl<sub>3</sub> (3 × 3 mL). The combined organic layers were dried (MgSO<sub>4</sub>) and filtered. After evaporation of the solvent, the product was isolated by silica gel column chromatography (PE/EtOAc). Colorless oil (79 mg, 70% yield). <sup>1</sup>H-NMR (400 MHz, CDCl<sub>3</sub>) δ = 7.37–7.28 (m, 4H), 7.27–7.17 (m, 4H), 7.01–6.99 (m, 1H), 6.99–6.97 (m, 1H), 3.06 (t, *J* = 7.7 Hz, 2H), 2.90–2.84 (m, 2H). <sup>13</sup>C-NMR (100.6 MHz, CDCl<sub>3</sub>) δ = 171.5, 150.8, 140.3, 129.5, 128.7, 128.5, 126.6, 125.9, 121.7, 36.1, 31.1. HRMS (ESI) *m/z* calcd for C<sub>15</sub>H<sub>14</sub>O<sub>2</sub>Na<sup>+</sup> [*M*+Na]<sup>+</sup> 249.0886, found 249.0888. NMR data correspond to those published previously [84].

### 3.3.15. Pentafluorophenyl 3-phenylpropanoate (**23**)

A solution of DIPEA (194 mg, 1.5 mmol, 3 equiv.) and pentafluorophenol (101 mg, 0.55 mmol, 1.1 equiv.) in  $\text{CHCl}_3$  (1 mL) was added to the solution of mixed anhydride, generated from cyclopropanol **1a** and reagent **2e** in  $\text{CHCl}_3$ . Stirring was continued overnight (12 h). The reaction was quenched with 2M aq. HCl (2 mL), then extracted with  $\text{CHCl}_3$  ( $3 \times 5$  mL). The combined organic layers were dried ( $\text{MgSO}_4$ ) and filtered. After evaporation of the solvent, the product was isolated by silica gel column chromatography (PE/EtOAc). Colorless oil (137 mg, 87% yield).  $^1\text{H-NMR}$  (400 MHz,  $\text{CDCl}_3$ )  $\delta$  = 7.37–7.31 (m, 2H), 7.28–7.23 (m, 3H), 3.15–3.05 (m, 2H), 3.03–2.97 (m, 2H).  $^{13}\text{C-NMR}$  (100.6 MHz,  $\text{CDCl}_3$ )  $\delta$  = 168.9, 139.4, 128.9, 128.4, 126.9, 35.1, 30.8. Note: the signals of carbon atoms from the  $\text{C}_6\text{F}_5$  fragment has been accumulated with low S/N ratio due to coupling on fluorine atoms, and therefore cannot be reliably described. HRMS (ESI)  $m/z$  calcd for  $\text{C}_{15}\text{H}_9\text{F}_5\text{O}_2\text{Na}^+$   $[M+\text{Na}]^+$  339.0415, found 339.0420.

### 3.3.16. *S*-(4-Methoxybenzyl) 3-phenylpropanethioate (**24**)

A solution of DIPEA (194 mg, 1.5 mmol, 3 equiv.) and (4-methoxyphenyl)methanethiol (85 mg, 0.55 mmol, 1.1 equiv.) in  $\text{CHCl}_3$  (1 mL) was added to the solution of mixed anhydride, generated from cyclopropanol **1a** and reagent **2e** in  $\text{CHCl}_3$ . Stirring was continued overnight (12 h). The reaction was quenched with 2M aq. HCl (2 mL), then extracted with  $\text{CHCl}_3$  ( $3 \times 5$  mL). The combined organic layers were dried ( $\text{MgSO}_4$ ) and filtered. After evaporation of the solvent, the product was isolated by silica gel column chromatography (PE/EtOAc). Colorless oil (92 mg, 64% yield).  $^1\text{H-NMR}$  (400 MHz,  $\text{CDCl}_3$ )  $\delta$  = 7.32–7.25 (m, 2H), 7.25–7.14 (m, 5H), 6.86–6.80 (m, 2H), 4.09 (s, 2H), 3.79 (s, 3H), 3.04–2.95 (m, 2H), 2.91–2.84 (m, 2H).  $^{13}\text{C-NMR}$  (100.6 MHz,  $\text{CDCl}_3$ )  $\delta$  = 198.5, 159.3, 140.5, 130.4, 130.0, 129.0, 128.8, 126.8, 114.5, 55.8, 45.7, 33.2, 31.9. HRMS (ESI)  $m/z$  calcd for  $\text{C}_{17}\text{H}_{18}\text{O}_2\text{SNa}^+$   $[M+\text{Na}]^+$  309.0920, found 309.0915.

## 3.4. General Procedure for the Synthesis of Macrolactones **25a,b**

To a solution of reagent **2e** (430 mg, 0.66 mmol, 2 equiv.) in anhydrous  $\text{CH}_2\text{Cl}_2$  (140 mL, 0.005 M) a solution of scandium(III) triflate (32 mg, 0.066 mmol, 0.2 equiv.) in anhydrous  $\text{CH}_3\text{CN}$  (0.7 mL) was added dropwise with stirring under inert (argon) atmosphere. To the resulting mixture a solution of 1-(11-hydroxyundecyl)cyclopropan-1-ol **1h** (75 mg, 0.33 mmol) in anhydrous  $\text{CH}_2\text{Cl}_2$  (9 mL) was added dropwise over 19 h under reflux conditions and stirring. Upon completion of the addition, the mixture was refluxed for 7 days, cooled to room temperature, and treated with saturated aqueous  $\text{NaHCO}_3$  solution (30 mL) until pH~8. The aqueous phase was separated and extracted with diethyl ether ( $2 \times 30$  mL). The combined organic extracts were washed with brine ( $2 \times 15$  mL) and dried with  $\text{Na}_2\text{SO}_4$ . After evaporation of solvents under reduced pressure and purification of the residue by silica gel column chromatography (eluent: PE, then PE/EtOAc), oxacyclotridecan-2-one **25b** (59 mg, 91% yield) and 1,14-dioxacyclohexacosane-2,15-dione **26b** (5 mg, 8% yield) were obtained.

Analogously oxacycloundecan-2-one **25a** (35 mg, 62% yield) and 1,12-dioxacyclodocosane-2,13-dione **26a** (8 mg, 14% yield) were obtained from 1-(9-hydroxynonyl)cyclopropan-1-ol **1g** with reagent **2g**. The reactions were carried out for a total of 17 h (addition of substrate during 11 h following with heating of the reaction mixture under reflux conditions during 6 h).

### 3.4.1. Oxacycloundecan-2-one (**25a**)

Colorless oil. IR (liquid film)  $\text{cm}^{-1}$  1731.  $^1\text{H-NMR}$  (400 MHz,  $\text{CDCl}_3$ )  $\delta$  = 4.20–4.14 (m, 2H), 2.36–2.31 (m, 2H), 1.79–1.67 (m, 4H), 1.56–1.47 (m, 2H), 1.47–1.22 (m, 8H).  $^{13}\text{C-NMR}$  (100.6 MHz,  $\text{CDCl}_3$ )  $\delta$  = 174.3, 64.9, 35.4, 26.4, 25.6, 25.5, 24.9, 24.3, 22.7, 21.6. HRMS (ESI) calcd for  $\text{C}_{10}\text{H}_{19}\text{O}_2^+$   $[M+\text{H}]^+$  171.1380, found 171.1392. NMR data correspond to those published previously [85].



### 3.4.2. Oxacyclotridecan-2-one (25b)

Colorless oil. IR (liquid film)  $\text{cm}^{-1}$  1734.  $^1\text{H}$ -NMR (400 MHz,  $\text{CDCl}_3$ )  $\delta$  = 4.18–4.12 (m, 2H), 2.39–2.32 (m, 2H), 1.74–1.59 (m, 4H), 1.47–1.27 (m, 14H).  $^{13}\text{C}$ -NMR (100.6 MHz,  $\text{CDCl}_3$ )  $\delta$  = 174.3, 64.7, 34.8, 27.6, 26.8, 26.6, 25.6, 25.6, 25.2, 24.7, 24.4. HRMS (ESI) calcd for  $\text{C}_{12}\text{H}_{23}\text{O}_2^+$   $[\text{M}+\text{H}]^+$  199.1693, found 199.1690. NMR data correspond to those published previously [86].

### 3.5. Preparation of (E)-oxacyclotridec-7-en-2-one (28)

To a solution of reagent **2e** (181 mg, 0.277 mmol, 1.08 equiv.) in anhydrous  $\text{CH}_2\text{Cl}_2$  (61 mL, 0.005 M) a solution of scandium(III) triflate (25 mg, 0.051 mmol, 0.2 equiv.) in anhydrous  $\text{CH}_3\text{CN}$  (0.3 mL) was added dropwise with stirring under inert (argon) atmosphere. To the resulting mixture a solution of *exo*-7-(5-hydroxypentyl)bicyclo[4.1.0]heptan-1-ol (**1i**, 51 mg, 0.258 mmol, 1.0 equiv.) in anhydrous  $\text{CH}_2\text{Cl}_2$  (9 mL) was added dropwise over 19 h under reflux conditions and stirring under inert atmosphere. Upon completion of the addition, the mixture was refluxed for 26 h, cooled to room temperature, and treated with saturated aqueous  $\text{NaHCO}_3$  solution (35 mL) until pH~8. The aqueous phase was separated and extracted with  $\text{CHCl}_3$  ( $2 \times 15$  mL). The combined organic extracts were washed with brine ( $1 \times 10$  mL) and dried with  $\text{MgSO}_4$ . After evaporation of solvents under reduced pressure, the product was isolated by silica gel column chromatography (eluent: PE, then PE/EtOAc). Colorless oil (15 mg, 30% yield). Isolated product was contaminated with about 13% of inseparable by column chromatography impurity, likely diolide. IR ( $\text{CCl}_4$ )  $\text{cm}^{-1}$  1741, 1580, 976.  $^1\text{H}$ -NMR (500 MHz,  $\text{CDCl}_3$ )  $\delta$  = 5.47–5.38 (m, 1H), 5.29–5.20 (m, 1H), 4.11 (t,  $J$  = 5.0 Hz, 2H), 2.30–2.24 (m, 2H), 2.06–1.99 (m, 2H), 1.98–1.92 (m, 2H), 1.73–1.65 (m, 2H), 1.56–1.49 (m, 2H), 1.49–1.37 (m, 6H).  $^{13}\text{C}$ -NMR (125 MHz,  $\text{CDCl}_3$ )  $\delta$  = 173.7, 132.4, 130.5, 63.3, 35.4, 31.0, 30.7, 29.2, 27.1, 25.9, 23.2, 22.2.

## 4. Conclusions

In conclusion, we have demonstrated that cyclopropanols can serve as useful precursors of versatile mixed anhydrides, which can be generated by oxidative fragmentation of the cyclopropane ring with phenyliodine(III) dicarboxylates in inert solvents, such as chloroform or dichloromethane. The reaction is especially facile and affords high 95–98% yields of the corresponding mixed anhydrides with phenyliodine(III) dicarboxylates bearing electron-withdrawing carboxylate ligands, e.g., trifluoroacetate, 3-nitro- or 2,4,6-trichlorobenzoate. Mixed anhydrides generated by this approach are suitable to perform the most common acylation reactions, delivering a range of amides, thioester, esters, 11- and 13-membered macrocyclic lactones in good to excellent yields. The reaction conditions are mild and suitable for the last-stage installation of amide functionality into the peptide scaffold. The developed protocol can be used in step-economical syntheses of natural products based on cyclopropanol-ring cleavage strategies, along with generation of molecular libraries from the single cyclopropanol precursor in the framework of diversity-oriented synthesis paradigm. Furthermore, in view of general importance of acyl-transfer reactions from mixed anhydrides [49,87,88], the new method of their generation could serve as a beneficial supplement to the existing approaches.

**Supplementary Materials:** Additional experimental protocols, characterization of mixed anhydrides **3a** and **3e**, characterization of by-products, preparation of cyclopropanols **1g** and **1h**, copies of  $^1\text{H}$  and  $^{13}\text{C}$ -NMR spectra.

**Author Contributions:** D.M.Z. and G.Z.E. conducted the experimental part, characterization of new compounds; D.M.Z. developed the method for preparation and synthetic use of mixed anhydrides; D.M.Z. and D.G.K. prepared the original draft; M.L. and G.Z.E. reviewed and edited the draft; M.L. and D.G.K. supervised the project and funding acquisition. All authors have read and agreed to the published version of the manuscript.

**Funding:** This research was funded by Tallinn University of Technology (TalTech, Grant No. B58), Centre of Excellence in Molecular Cell Engineering (Grant 2014–2020.4.01.15–0013) and Estonian Ministry of Education and Research (Grant IUT19-32). The work has been partially supported by ASTRA “TUT Institutional Development Program for 2016–2022” Graduate School of Functional Materials and Technologies (2014–2020.4.01.16–0032).

**Data Availability Statement:** The data presented in this study are available in the article and supplementary material

**Acknowledgments:** We would like to thank Ivar Järving and Tatsiana Shalima (Tallinn University of Technology, TalTech) for their help with HRMS measurements. Marina Kudrjašova (TalTech) is acknowledged for the assistance with NMR acquisitions.

**Conflicts of Interest:** The authors declare no conflict of interest.

## References

1. Kulinkovich, O.G. The Chemistry of Cyclopropanols. *Chem. Rev.* **2003**, *103*, 2597–2632, doi:10.1021/cr010012i.
2. Kulinkovich, O.G. *Cyclopropanes in Organic Synthesis*; Wiley: Hoboken, NJ, USA, 2015, doi:10.1002/9781118978429.
3. Haym, I.; Brimble, M.A. The Kulinkovich hydroxycyclopropanation reaction in natural product synthesis. *Org. Biomol. Chem.* **2012**, *10*, 7649–7665, doi:10.1039/C2OB26082D.
4. Cai, X.; Liang, W.; Dai, M. Total Syntheses via Cyclopropanols. *Tetrahedron* **2019**, *75*, 193–208, doi:10.1016/j.tet.2018.11.026.
5. Wolan, A.; Six, Y. Synthetic transformations mediated by the combination of titanium(IV) alkoxides and grignard reagents: Selectivity issues and recent applications. Part 1: Reactions of carbonyl derivatives and nitriles. *Tetrahedron* **2010**, *66*, 15–61, doi:10.1016/j.tet.2009.10.050.
6. McDonald, T.R.; Mills, L.R.; West, M.S.; Rousseaux, S.A.L. Selective Carbon–Carbon Bond Cleavage of Cyclopropanols. *Chem. Rev.* **2020**, doi:10.1021/acs.chemrev.0c00346.
7. Pirenne, V.; Muriel, B.; Waser, J. Catalytic Enantioselective Ring-Opening Reactions of Cyclopropanes. *Chem. Rev.* **2020**, doi:10.1021/acs.chemrev.0c00109.
8. Liu, Q.; You, B.; Xie, G.; Wang, X. Developments in the construction of cyclopropanols. *Org. Biomol. Chem.* **2020**, *18*, 191–204, doi:10.1039/C9OB02197C.
9. Cha, J.K.; Kulinkovich, O.G. The Kulinkovich Cyclopropanation of Carboxylic Acid Derivatives. *Org. React.* **2012**, *77*, 1–160, doi:10.1002/0471264180.or077.01.
10. Kulinkovich, O.G.; de Meijere, A. 1,*n*-Dicarbanionic Titanium Intermediates from Monocarbanionic Organometallics and Their Application in Organic Synthesis. *Chem. Rev.* **2000**, *100*, 2789–2834, doi:10.1021/cr980046z.
11. Du, H.; Long, J.; Shi, Y. Catalytic Asymmetric Simmons–Smith Cyclopropanation of Silyl Enol Ethers. Efficient Synthesis of Optically Active Cyclopropanol Derivatives. *Org. Lett.* **2006**, *8*, 2827–2829, doi:10.1021/ol0609659.
12. Cheng, K.; Carroll, P.J.; Walsh, P.J. Diastereoselective Preparation of Cyclopropanols Using Methylene Bis(iodozinc). *Org. Lett.* **2011**, *13*, 2346–2349, doi:10.1021/ol200597h.
13. Kananovich, D.G.; Zubrytski, D.M.; Kulinkovich, O.G. A Convenient Transformation of 2-Alkylidenecycloalkanones into Alkyl-Substituted Bicyclo[*n*.1.0]alkan-1-ols: Application to the Synthesis of Capsaicin. *Synlett* **2010**, *7*, 1043–1046, doi:10.1055/s-0029-1219568.
14. Kananovich, D.G.; Kulinkovich, O.G. Studies on the origin of cis-diastereoselectivity of the titanium-mediated cyclopropanation of carboxylic esters with Grignard reagents. Stereochemistry of the intramolecular cyclization of  $\beta$ -metalloketones. *Tetrahedron* **2008**, *64*, 1536–1547, doi:10.1016/j.tet.2007.10.075.
15. Rivera, R.M.; Jang, Y.; Poteat, C.M.; Lindsay, V.N.G. General Synthesis of Cyclopropanols via Organometallic Addition to 1-Sulfonylcyclopropanols as Cyclopropanone Precursors. *Org. Lett.* **2020**, *22*, 6510–6515, doi:10.1021/acs.orglett.0c02303.
16. Yu, Z.; Mendoza, A. Enantioselective Assembly of Congested Cyclopropanes Using Redox-Active Aryldiazoacetates. *ACS Catal.* **2019**, *9*, 7870–7875, doi:10.1021/acscatal.9b02615.
17. Montesinos-Magraner, M.; Costantini, M.; Ramírez-Contreras, R.; Muratore, M.E.; Johansson, M.J.; Mendoza, A. General Cyclopropane Assembly via Enantioselective Transfer of a Redox-Active Carbene to Aliphatic Olefins. *Angew. Chem. Int. Ed.* **2019**, *58*, 5930–5935, doi:10.1002/anie.201814123.
18. Simaan, M.; Marek, I. Asymmetric Catalytic Preparation of Polysubstituted Cyclopropanol and Cyclopropylamine Derivatives. *Angew. Chem. Int. Ed.* **2018**, *57*, 1543–1546, doi:10.1002/anie.201710707.
19. Benoit, G.; Charette, A.B. Diastereoselective Borocyclopropanation of Allylic Ethers Using a Boromethylzinc Carbenoid. *J. Am. Chem. Soc.* **2017**, *139*, 1364–1367, doi:10.1021/jacs.6b09090.
20. Mills, L.R.; Rousseaux, S.A.L. Modern Developments in the Chemistry of Homo-enolates. *Eur. J. Org. Chem.* **2019**, *2019*, 8–26, doi:10.1002/ejoc.201801312.
21. Nikolaev, A.; Orellana, A. Transition-Metal-Catalyzed C–C and C–X Bond-Forming Reactions Using Cyclopropanols. *Synthesis* **2016**, *48*, 1741–1768, doi:10.1055/s-0035-1560442.
22. Liu, Y.; Wang, Q.-L.; Chen, Z.; Zhou, C.-S.; Xiong, B.-Q.; Zhang, P.-L.; Yang, C.-A.; Zhou, Q. Oxidative radical ring-opening/cyclization of cyclopropane derivatives. *Beilstein J. Org. Chem.* **2019**, *15*, 256–278, doi:10.3762/bjoc.15.23.

23. Rubottom, G.M.; Marrero, R.; Krueger, D.S.; Schreiner, J.L. The lead (IV) acetate oxidation of cyclopropane derivatives: A novel fragmentation reaction. *Tetrahedron Lett.* **1977**, *18*, 4013–4015, doi:10.1016/S0040-4039(01)83413-4.
24. Rubottom, G.M.; Beedle, E.C.; Kim, C.-W.; Mott, R.C. Stereochemistry of the Lead(IV) Acetate Fragmentation of 1-(Trimethylsiloxy)bicyclo[n.1.0]Alkanes. *J. Am. Chem. Soc.* **1985**, *107*, 4230–4233, doi:10.1021/ja00300a025.
25. Kiriha, M.; Yokoyama, S.; Kakuda, H.; Momose, T. Efficient Fragmentation of the Tertiary Cyclopropanol System: Oxidation of 1-(Trimethylsiloxy)bicyclo[n.1.0]alkanes and Analogues by Using Phenylodine(III) Diacetate. *Tetrahedron Lett.* **1995**, *36*, 6907–6910, doi:10.1016/0040-4039(95)01427-J.
26. Kiriha, M.; Yokoyama, S.; Kakuda, H.; Momose, T. Hypervalent  $\lambda^{\text{n}}$ -Iodane-Mediated Fragmentation of Tertiary Cyclopropanol Systems. *Tetrahedron* **1998**, *54*, 13943–13954, doi:10.1016/S0040-4020(98)00862-X.
27. Zubrytski, D.M.; Kananovich, D.G.; Matiushenkov, E.A. Preparation of Stereochemically Pure E- and Z-Alkenoic Acids and Their Methyl Esters from Bicyclo[n.1.0]alkan-1-ols. Application in the Synthesis of Insect Pheromones. *Russ. J. Org. Chem.* **2017**, *53*, 813–823, doi:10.1134/S107042801706001X.
28. Momose, T.; Nishio, T.; Kiriha, M. Efficient Synthesis of an Enantiomeric Pair of Pinidine: An Illustration of Organochemical Carving on the Rigid Bridged System as the Stereochemical Tactics. *Tetrahedron Lett.* **1996**, *37*, 4987–4990, doi:10.1016/0040-4039(96)00990-2.
29. Kiriha, M.; Nishio, T.; Yokoyama, S.; Kakuda, H.; Momose, T. Hypervalent  $\lambda^{\text{n}}$ -Iodane-Mediated Fragmentation of Tertiary Cyclopropanol Systems II: Application to Asymmetric Syntheses of Piperidine and Indolizidine Alkaloids. *Tetrahedron* **1999**, *55*, 2911–2926, doi:10.1016/S0040-4020(99)00073-3.
30. Zubrytski, D.M.; Kananovich, D.G.; Kulinkovich, O.G. A highly stereoselective route to medium-ring-sized *trans*-alkenolides via oxidative fragmentation of bicyclic oxycyclopropane precursors: Application to the synthesis of (+)-recifeolide. *Tetrahedron* **2014**, *70*, 2944–2950, doi:10.1016/j.tet.2014.03.032.
31. Bekish, A.V.; Kulinkovich, O.G. Differentiation between the ethoxycarbonyl groups in diethyl malate via their titanium-catalyzed reductive cyclopropanation with ethylmagnesium bromide and subsequent site-selective three-carbon ring cleavage. *Tetrahedron Lett.* **2005**, *46*, 6975–6978, doi:10.1016/j.tetlet.2005.08.076.
32. Bekish, A.V.; Isakov, V.E.; Kulinkovich, O.G. A cyclopropanol approach to the synthesis of the C13–C21 fragment of epothilones from diethyl (S)-malate. *Tetrahedron Lett.* **2005**, *46*, 6979–6981, doi:10.1016/j.tetlet.2005.08.075.
33. Kovalenko, V.N.; Masalov, N.V.; Kulinkovich, O.G. Synthesis of (+)-Disparlure from Diethyl (–)-Malate via Opening and Fragmentation of the Three-Membered Ring in Tertiary Cyclopropanols. *Russ. J. Org. Chem.* **2009**, *45*, 1318–1324, doi:10.1134/S1070428009090036.
34. Shklyaruck, D.G.; Fedarkevich, A.N.; Kozyrkov, Y.Y. The First Synthesis of Spirocyclic Sulfates from Tertiary Cyclopropanols and Their Reaction with Normant Homocuprates. *Synlett* **2014**, *25*, 1855–1858, doi:10.1055/s-0034-1378343.
35. Shklyaruck, D.G. A cyclopropanol-based approach to synthesis of Unit A of the cryptophycins. *Tetrahedron Asymmetry* **2014**, *25*, 644–649, doi:10.1016/j.tetasy.2014.03.011.
36. Shklyaruck, D.G. New Synthesis of *syn*-Stereodiad Building Block for Polyketides. Formal Synthesis of Arenamides A and C. *Russ. J. Org. Chem.* **2015**, *51*, 582–590, doi:10.1134/S107042801504020X.
37. Hurski, A.L.; Kulinkovich, O.G. Total synthesis of epothilone D by sixfold ring cleavage of cyclopropanol intermediates. *Tetrahedron Lett.* **2010**, *51*, 3497–3500, doi:10.1016/j.tetlet.2010.04.109.
38. Hurski, A.L.; Kulinkovich, O.G. Synthesis of Epothilone D with the Forced Application of Oxycyclopropane Intermediates. *Russ. J. Org. Chem.* **2011**, *47*, 1653–1674, doi:10.1134/S1070428011110029.
39. Elek, G.Z.; Koppel, K.; Zubrytski, D.M.; Konrad, N.; Järving, I.; Lopp, M.; Kananovich, D.G. Divergent Access to Histone Deacetylase Inhibitory Cyclopeptides via a Late-Stage Cyclopropane Ring Cleavage Strategy. Short Synthesis of Chlamydocin. *Org. Lett.* **2019**, *21*, 8473–8478, doi:10.1021/acs.orglett.9b03305.
40. Nishino, N.; Jose, B.; Shinta, R.; Kato, T.; Komatsu, Y.; Yoshida, M. Chlamydocin–hydroxamic acid analogues as histone deacetylase inhibitors. *Bioorg. Med. Chem.* **2004**, *12*, 5777–5784, doi:10.1016/j.bmc.2004.08.041.
41. Wang, S.; Li, X.; Wei, Y.; Xiu, Z.; Nishino, N. Discovery of Potent HDAC Inhibitors Based on Chlamydocin with Inhibitory Effects on Cell Migration. *ChemMedChem* **2014**, *9*, 627–637, doi:10.1002/cmdc.201300372.
42. Mann, B.S.; Johnson, J.R.; Cohen, M.H.; Justice, R.; Pazdur, R. FDA Approval Summary: Vorinostat for Treatment of Advanced Primary Cutaneous T-Cell Lymphoma. *Oncologist* **2007**, *12*, 1247–1252, doi:10.1634/theoncologist.12-10-1247.
43. Kitir, B.; Maolanon, A.R.; Ohm, R.G.; Colaço, A.R.; Fristrup, P.; Madsen, A.S.; Olsen, C.A. Chemical Editing of Macrocyclic Natural Products and Kinetic Profiling Reveal Slow, Tight-Binding HDAC Inhibitors with Picomolar Affinities. *Biochemistry* **2017**, *56*, 5134–5146, doi:10.1021/acs.biochem.7b00725.
44. Boström, J.; Brown, D.G.; Young, R.J.; Keserü, G.M. Expanding the medicinal chemistry synthetic toolbox. *Nat. Rev. Drug Discov.* **2018**, *17*, 709–727, doi:10.1038/nrd.2018.116.
45. Roughley, S.D.; Jordan, A.M. The Medicinal Chemist’s Toolbox: An Analysis of Reactions Used in the Pursuit of Drug Candidates. *J. Med. Chem.* **2011**, *54*, 3451–3479, doi:10.1021/jm200187y.
46. Massolo, E.; Pirola, M.; Benaglia, M. Amide bond formation strategies: Latest advances on a dateless transformation. *Eur. J. Org. Chem.* **2020**, *2020*, 4641–4651, doi:10.1002/ejoc.202000080.
47. de Figueiredo, R.M.; Suppo, J.-S.; Campagne, J.-M. Nonclassical Routes for Amide Bond Formation. *Chem. Rev.* **2016**, *116*, 12029–12122, doi:10.1021/acs.chemrev.6b00237.

48. Papadopoulos, G.N.; Kokotos, C.G. Photoorganocatalytic One-Pot Synthesis of Hydroxamic Acids from Aldehydes. *Chem. Eur. J.* **2016**, *22*, 6964–6967, doi:10.1002/chem.201600333.
49. Montalbetti, C.A.G.N.; Falque, V. Amide bond formation and peptide coupling. *Tetrahedron* **2005**, *61*, 10827–10852, doi:10.1016/j.tet.2005.08.031.
50. Kirihaara, M.; Kakuda, H. Hypervalent Iodine-Mediated Fragmentation of Tertiary Cyclopropanol Systems. *J. Synth. Org. Chem. Jpn.* **2004**, *62*, 919–928, doi:10.5059/yukigoseikyokaishi.62.919.
51. Kirihaara, M.; Yokoyama, S.; Momose, T. A Significant Effect of Triflic Acid on the Hypervalent  $\lambda^{\text{n}}$ -Iodane-Mediated Fragmentation of the Tertiary Cyclopropanol System. *Synth. Commun.* **1998**, *28*, 1947–1956, doi:10.1080/00397919808007168.
52. Zhdankin, V.V.; Stang, P.J. Chemistry of Polyvalent Iodine. *Chem. Rev.* **2008**, *108*, 5299–5358, doi:10.1021/cr800332c.
53. Zefirov, N.S.; Zhdankin, V.V.; Dan'kov, Y.V.; Sorokin, V.D.; Semerikov, V.N.; Koz'min, A.S.; Caple, R.; Berglund, B.A. Novel Reagents Containing Hypervalent Iodine and Their Use for Electrophilic Additions to Olefins. *Tetrahedron Lett.* **1986**, *27*, 3971–3974, doi:10.1016/S0040-4039(00)84887-X.
54. Tóth, B.L.; Béke, F.; Egyed, O.; Bényei, A.; Stirling, A.; Novák, Z. Synthesis of Multifunctional Aryl(Trifloxyalkenyl)iodonium Triflate Salts. *ACS Omega* **2019**, *4*, 9188–9197, doi:10.1021/acsomega.9b00728.
55. Wang, S.; Guo, L.-N.; Wang, H.; Duan, X.-H. Alkynylation of Tertiary Cycloalkanol via Radical C–C Bond Cleavage: A Route to Distal Alkynylated Ketones. *Org. Lett.* **2015**, *17*, 4798–4801, doi:10.1021/acs.orglett.5b02353.
56. Jia, K.; Zhang, F.; Huang, H.; Chen, Y. Visible-Light-Induced Alkoxy Radical Generation Enables Selective C(sp<sup>3</sup>)–C(sp<sup>3</sup>) Bond Cleavage and Functionalizations. *J. Am. Chem. Soc.* **2016**, *138*, 1514–1517, doi:10.1021/jacs.5b13066.
57. Feng, Y.-S.; Shu, Y.-J.; Cao, P.; Xu, T.; Xu, H.-J. Copper(I)-catalyzed ring-opening cyanation of cyclopropanols. *Org. Biomol. Chem.* **2017**, *15*, 3590–3593, doi:10.1039/C7OB00627F.
58. Li, Y.; Ye, Z.; Bellman, T.M.; Chi, T.; Dai, M. Efficient Synthesis of  $\beta$ -CF<sub>3</sub>/SCF<sub>3</sub>-Substituted Carbonyls via Copper-Catalyzed Electrophilic Ring-Opening Cross-Coupling of Cyclopropanols. *Org. Lett.* **2015**, *17*, 2186–2189, doi:10.1021/acs.orglett.5b00782.
59. Kananovich, D.G.; Konik, Y.A.; Zubrytski, D.M.; Järving, I.; Lopp, M. A Simple Access to  $\beta$ -Trifluoromethyl-Substituted Ketones via Copper-Catalyzed Ring-Opening Trifluoromethylation of Substituted Cyclopropanols. *Chem. Commun.* **2015**, *51*, 8349–8352, doi:10.1039/c5cc02386f.
60. Stang, P.J.; Boehshar, M.; Wingert, H.; Kitamura, T. Acetylenic Esters. Preparation and Characterization of Alkynyl Carboxylates via Polyvalent Iodonium Species. *J. Am. Chem. Soc.* **1988**, *110*, 3272–3278, doi:10.1021/ja00218a043.
61. Koposov, A.Y.; Boyarskikh, V.V.; Zhdankin, V.V. Amino Acid-Derived Iodobenzene Dicarboxylates: Reagents for Oxidative Conversion of Alkenes to Amino Acid Esters. *Org. Lett.* **2004**, *6*, 3613–3615, doi:10.1021/ol0484714.
62. Lundblad, R.L.; Macdonald, F.M. *Handbook of Biochemistry and Molecular Biology*, 4th ed.; CRC Press: Boca Raton, FL, USA, 2010; pp. 1–1098.
63. Beutner, G.L.; Young, I.S.; Davies, M.L.; Hickey, M.R.; Park, H.; Stevens, J.M.; Ye, Q. TCFH–NMI: Direct Access to *N*-Acyl Imidazoliums for Challenging Amide Bond Formations. *Org. Lett.* **2018**, *20*, 4218–4222, doi:10.1021/acs.orglett.8b01591.
64. Shin, J.-A.; Han, G.; Kim, H.-J.; Kim, H.-M.; Cho, S.-D. Chemopreventive and chemotherapeutic effect of a novel histone deacetylase inhibitor, by specificity protein 1 in MDA-MB-231 human breast cancer cells. *Eur. J. Cancer Prev.* **2014**, *23*, 277–285, doi:10.1097/CEJ.0000000000000041.
65. Montiel-Smith, S.; Meza-Reyes, S.; Viñas-Bravo, O.; Fernández-Herrera, M.A.; Martínez-Pascual, R.; Sandoval-Ramírez, J.; Fuente, A.; Reyes, M.; Ruiz, J.A. *In situ* preparation of mixed anhydrides containing the trifluoroacetyl moiety. Application to the esterification of cholesterol and phenol. *Arkivoc* **2005**, *2005*, 127–135.
66. Shiina, I. Total Synthesis of Natural 8- and 9-Membered Lactones: Recent Advancements in Medium-Sized Ring Formation. *Chem. Rev.* **2007**, *107*, 239–273, doi:10.1021/cr050045o.
67. Parenty, A.; Moreau, X.; Niel, G.; Campagne, J.-M. Update 1 of: Macrolactonizations in the Total Synthesis of Natural Products. *Chem. Rev.* **2013**, *113*, PR1–PR40, doi:10.1021/cr300129n.
68. Inanaga, J.; Hirata, K.; Saeki, H.; Katsuki, T.; Yamaguchi, M. A Rapid Esterification by Means of Mixed Anhydride and Its Application to Large-ring Lactonization. *Bull. Chem. Soc. Jpn.* **1979**, *52*, 1989–1993, doi:10.1246/bcsj.52.1989.
69. Shiina, I.; Mukaiyama, T. A Novel Method for the Preparation of Macrolides from  $\omega$ -Hydroxycarboxylic Acids. *Chem. Lett.* **1994**, *23*, 677–680, doi:10.1246/cl.1994.677.
70. Shiina, I.; Kubota, M.; Oshiumi, H.; Hashizume, M. An Effective Use of Benzoic Anhydride and Its Derivatives for the Synthesis of Carboxylic Esters and Lactones: A Powerful and Convenient Mixed Anhydride Method Promoted by Basic Catalysts. *J. Org. Chem.* **2004**, *69*, 1822–1830, doi:10.1021/jo030367x.
71. Ishihara, K.; Kubota, M.; Kurihara, H.; Yamamoto, H. Scandium Trifluoromethanesulfonate as an Extremely Active Lewis Acid Catalyst in Acylation of Alcohols with Acid Anhydrides and Mixed Anhydrides. *J. Org. Chem.* **1996**, *61*, 4560–4567, doi:10.1021/jo952237x.
72. Shiina, I. An effective method for the synthesis of carboxylic esters and lactones using substituted benzoic anhydrides with Lewis acid catalysts. *Tetrahedron* **2004**, *60*, 1587–1599, doi:10.1016/j.tet.2003.12.013.
73. de Léséleuc, M.; Collins, S.K. Direct synthesis of macrodiolides via hafnium(IV) catalysis. *Chem. Commun.* **2015**, *51*, 10471–10474, doi:10.1039/C5CC03586D.
74. de Léséleuc, M.; Collins, S.K. Direct Macrolactonization of Seco Acids via Hafnium(IV) Catalysis. *ACS Catal.* **2015**, *5*, 1462–1467, doi:10.1021/acscatal.5b00082.

- 
75. Mocci, F.; Uccheddu, G.; Frongia, A.; Cerioni, G. Solution Structure of Some  $\lambda^3$  Iodanes: An  $^{17}\text{O}$  NMR and DFT Study. *J. Org. Chem.* **2007**, *72*, 4163–4168, doi:10.1021/jo070111h.
  76. Shibahara, F.; Sugiura, R.; Murai, T. Direct Thionation and Selenation of Amides Using Elemental Sulfur and Selenium and Hydrochlorosilanes in the Presence of Amines. *Org. Lett.* **2009**, *11*, 3064–3067, doi:10.1021/ol9010882.
  77. Fukuyama, T.; Nishitani, S.; Inouye, T.; Morimoto, K.; Ryu, I. Effective Acceleration of Atom Transfer Carbonylation of Alkyl Iodides by Metal Complexes. Application to the Synthesis of the Hinokinin Precursor and Dihydrocapsaicin. *Org. Lett.* **2006**, *8*, 1383–1386, doi:10.1021/ol060123+.
  78. Lee, J.I. A Novel Synthesis of *N*-Methoxy-*N*-Methylamides from 4,6-Pyrimidyl Urethane and Grignard Reagents. *Bull. Korean Chem. Soc.* **2007**, *28*, 695–697, doi:10.5012/BKCS.2007.28.4.695.
  79. Allen, C.L.; Davulcu, S.; Williams, J.M.J. Catalytic Acylation of Amines with Aldehydes or Aldoximes. *Org. Lett.* **2010**, *12*, 5096–5099, doi:10.1021/ol101978h.
  80. Murphy, J.A.; Commeureuc, A.G.J.; Snaddon, T.N.; McGuire, T.M.; Khan, T.A.; Hisler, K.; Dewis, M.L.; Carling, R. Direct Conversion of *N*-Methoxy-*N*-Methylamides (Weinreb Amides) to Ketones via a Nonclassical Wittig Reaction. *Org. Lett.* **2005**, *7*, 1427–1429, doi:10.1021/ol050337b.
  81. Gissot, A.; Volonterio, A.; Zanda, M. One-Step Synthesis of *O*-Benzyl Hydroxamates from Unactivated Aliphatic and Aromatic Esters. *J. Org. Chem.* **2005**, *70*, 6925–6928, doi:10.1021/jo0509713.
  82. Maki, T.; Ishihara, K.; Yamamoto, H. 4,5,6,7-Tetrachlorobenzo[d][1,3,2]Dioxaborol-2-ol as an Effective Catalyst for the Amide Condensation of Sterically Demanding Carboxylic Acids. *Org. Lett.* **2006**, *8*, 1431–1434, doi:10.1021/ol060216r.
  83. Besbes, N. Regiospecific ring opening of *N*-acylaziridines by neutral hydrolysis. *Tetrahedron Lett.* **1999**, *40*, 6569–6570, doi:10.1016/S0040-4039(99)00979-X.
  84. Sheikh, M.C.; Takagi, S.; Ogasawara, A.; Ohira, M.; Miyatake, R.; Abe, H.; Yoshimura, T.; Morita, H. Studies on the Lossen-Type rearrangement of *N*-(3-phenylpropionyloxy)phthalimide and *N*-tosyloxy derivatives with several nucleophiles. *Tetrahedron* **2010**, *66*, 2132–2140, doi:10.1016/j.tet.2010.01.074.
  85. Hon, Y.-S.; Wong, Y.-C.; Chang, C.-P.; Hsieh, C.-H. Tishchenko reactions of aldehydes promoted by diisobutylaluminum hydride and its application to the macrocyclic lactone formation. *Tetrahedron* **2007**, *63*, 11325–11340, doi:10.1016/j.tet.2007.08.074.
  86. Muller, T.; Coowar, D.; Hanbali, M.; Heuschling, P.; Luu, B. Improved synthesis of tocopherol fatty alcohols and analogs: Microglial activation modulators. *Tetrahedron* **2006**, *62*, 12025–12040, doi:10.1016/j.tet.2006.09.082.
  87. Chen, H.; Sun, S.; Liao, X. Nickel-Catalyzed Decarboxylative Alkenylation of Anhydrides with Vinyl Triflates or Halides. *Org. Lett.* **2019**, *21*, 3625–3630, doi:10.1021/acs.orglett.9b01048.
  88. Pulikottil, F.T.; Pilli, R.; Suku, R.V.; Rasappan, R. Nickel-Catalyzed Cross-Coupling of Alkyl Carboxylic Acid Derivatives with Pyridinium Salts via C–N Bond Cleavage. *Org. Lett.* **2020**, *22*, 2902–2907, doi:10.1021/acs.orglett.0c00554.