Investigating the evolution of structural characteristics of humic acid generated during the continuous anaerobic digestion and its potential for chromium adsorption and reduction

Xiqing Wang[1,2*], Pengjiao Tian[1], Atif Muhmood[3], Juan Liu[4], Yingjie Su[5], Qianqian Zhang[1], Yi Zheng[1], Renjie Dong[2*]

[1]*College of Food Science Technology and Chemical Engineering, Hubei University of Arts and Science, Xiangyang, Hubei, 441053, China*

[2]*Key Laboratory of Clean Utilization Technology for Renewable Energy, Ministry of Agriculture, College of Engineering, China Agricultural University, 10083 Beijing, PR China*

[3]*Institute of Soil Chemistry & Environmental Sciences, Ayub Agricultural Research Institute, Faisalabad 38850, Pakistan.*

[4]*Sericultural Research Institute of Jilin Province, Jilin132000, China*

[5]*College of Life Sciences, Jilin Agricultural University, Changchun 130000, China*

*Corresponding author: Xiqingwang91@163.com (X. Wang); rjdong@cau.edu.cn (R. Dong)

Supporting Information: 2 pages, 1 Table.

Table S1. EEM location, contours and spectral loading of the five components identified by fluorescence-PARAFAC analysis

Component	EEM location	EEM contours	Spectral loading
C1	Ex: 325 nm Em: 427 nm	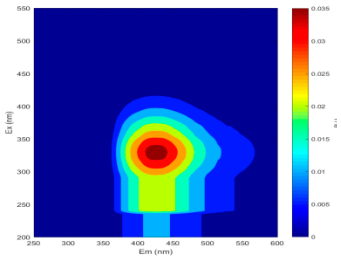	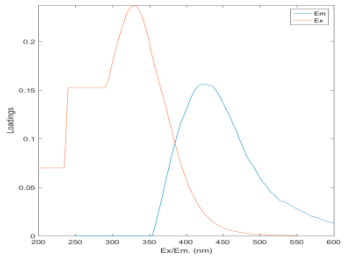
C2	Ex: 412nm Em: 480 nm	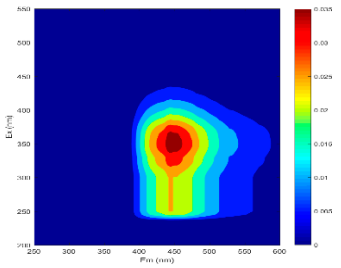	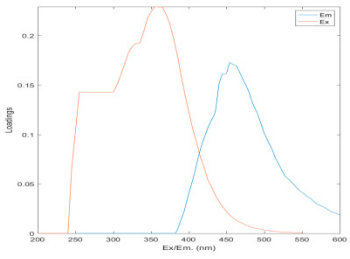
C3	Ex: 308 nm Em: 375 nm	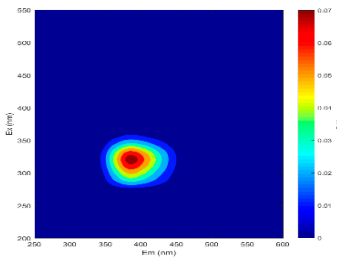	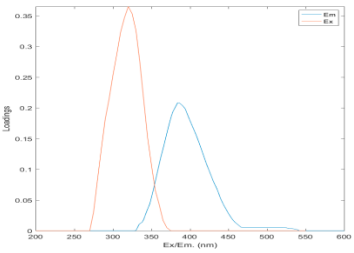
C4	Ex: 280 nm Em: 325 nm	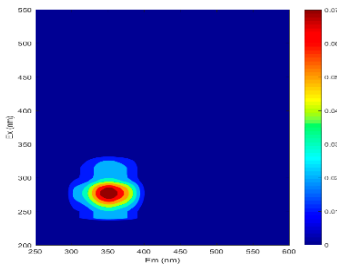	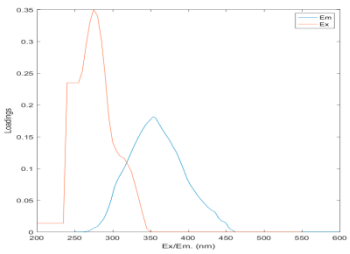
C5	Ex: 279 nm Em: 305 nm	