

## Article

# Leaching of Metals from Spent Lithium-Ion Batteries <sup>†</sup>

Miamari Aaltonen, Chao Peng, Benjamin P. Wilson  and Mari Lundström \* 

Hydrometallurgy and Corrosion, Department of Chemical and Metallurgical Engineering (CMET), School of Chemical Engineering, Aalto University, Vuorimiehentie 2, 02150 Espoo, Finland; miamari.aaltonen@aalto.fi (M.A.); chao.peng@aalto.fi (C.P.); ben.wilson@aalto.fi (B.P.W.)

\* Correspondence: mari.lundstrom@aalto.fi

<sup>†</sup> This paper is an extended version of our paper published in 6th International Conference Quo Vadis Recycling, High Tatras, Slovak Republic, 6–9 June 2017.

Received: 23 August 2017; Accepted: 30 October 2017; Published: 31 October 2017

**Abstract:** The recycling of valuable metals from spent lithium-ion batteries (LIBs) is becoming increasingly important due to the depletion of natural resources and potential pollution from the spent batteries. In this work, different types of acids (2 M citric ( $C_6H_8O_7$ ), 1 M oxalic ( $C_2H_2O_4$ ), 2 M sulfuric ( $H_2SO_4$ ), 4 M hydrochloric (HCl), and 1 M nitric ( $HNO_3$ ) acid) and reducing agents (hydrogen peroxide ( $H_2O_2$ ), glucose ( $C_6H_{12}O_6$ ) and ascorbic acid ( $C_6H_8O_6$ )) were selected for investigating the recovery of valuable metals from waste LIBs. The crushed and sieved material contained on average 23% (*w/w*) cobalt, 3% (*w/w*) lithium, and 1–5% (*w/w*) nickel, copper, manganese, aluminum, and iron. Results indicated that mineral acids (4 M HCl and 2 M  $H_2SO_4$  with 1% (*v/v*)  $H_2O_2$ ) produced generally higher yields compared with organic acids, with a nearly complete dissolution of lithium, cobalt, and nickel at 25 °C with a slurry density of 5% (*w/v*). Further leaching experiments carried out with  $H_2SO_4$  media and different reducing agents with a slurry density of 10% (*w/v*) show that nearly all of the cobalt and lithium can be leached out in sulfuric acid (2 M) when using  $C_6H_8O_6$  as a reducing agent (10% g/g<sub>scraps</sub>) at 80 °C.

**Keywords:** lithium-ion batteries; leaching; mineral acids; organic acids; reducing agents

## 1. Introduction

Lithium-ion batteries (LIBs) are currently widely used in consumer electronics, and their demand in electric and hybrid vehicles and renewable energy-related energy storage applications is expected to grow in the near future [1]. In spite of the widespread use of LIBs, according to the recent United Nations Environment Programme (UNEP) recycling report [2], less than 1% of lithium from various applications was recycled globally in 2011. LIBs contain a variety of metals, and the chemical compositions vary by manufacturer and by application. LIBs consist of positive and negative electrodes, an electrolyte, a separator, and battery casing. The most common positive and negative electrode materials in LIBs for consumer electronics are lithium cobalt oxide ( $LiCoO_2$ , LCO) and graphite, respectively [3]. Nevertheless, there are numerous other commercialized positive electrode materials that include lithium nickel manganese cobalt oxide ( $LiNi_{0.33}Mn_{0.33}Co_{0.33}O_2$ , NMC), lithium nickel cobalt aluminum oxide ( $LiNi_{0.8}Co_{0.15}Al_{0.05}O_2$ , NCA), spinel ( $Li_2Mn_2O_4$ , LMO), and lithium iron phosphate ( $LiFePO_4$ , LFP) [4]. As a consequence, spent battery waste offers a rich source of both critical (Co) and economically valuable (Li, Ni, Cu) materials, the concentrations of which are comparable with current ore bodies e.g., Co ~20% *w/w* cf. 0.1–0.4% (sedimentary ores, Mt. Isa, Australia) [5]; Li 2.9–3.7% *w/w* cf. 0.4–4% (Hectorite, Jaderite and Pegmatite minerals, Sonora, Mexico, Jadar, Serbia and North Carolina, USA) [6].

The leaching of spent LIBs has been investigated in both mineral acids, such as sulfuric ( $H_2SO_4$ ), hydrochloric (HCl), and nitric acids ( $HNO_3$ ) [7–10]; and in organic acids, e.g., citric ( $C_6H_8O_7$ ) and oxalic

acids ( $C_2H_2O_4$ ) [11–14]. In addition, the effect of different reducing agents in leaching, for instance, hydrogen peroxide ( $H_2O_2$ ) [15], sodium thiosulfate ( $Na_2S_2O_3$ ) [16], sodium bisulfite ( $NaHSO_3$ ) [17], and some carbohydrates, including D-glucose [18] and ascorbic acid [19], which are added to accelerate the leaching process of metal ions, has been explored. The decomposition i.e., dissolution of  $LiCoO_2$  is a reduction reaction in nature, as opposed to, e.g., metallic copper dissolution, and thus requires the addition of a reduction agent. Previous research shows that the leaching efficiencies of lithium and cobalt can reach or even exceed 99% with the addition of reductants such as hydrogen peroxide, D-glucose, and ascorbic acid to the leaching solution [20].

Many of the aforementioned research papers have focused on the leaching of manually separated cathodic materials. From the point of view of large-scale LIBs recycling, manual dismantling of the batteries can be labourous and uneconomical. In addition, the pretreatment methods and leaching parameters in previous research papers differ, which makes direct comparison of the leaching lixiviants and conditions challenging. In this study, the experiments were conducted on crushed spent LIBs sourced from an industrial process, and similar leaching parameters were used throughout for all lixiviants. This allows a more straightforward comparison of the different leaching conditions and thus the challenges related to the leaching of LiB wastes—in particular the inconsistencies of the metal content of the waste stream—to be assessed more easily in terms of leaching process scale-up.

This study presents the results of leaching tests performed on commercially crushed and sieved spent LIBs. The leaching tests were performed with five different acids, with and without the addition of a reducing agent ( $H_2O_2$ ). In addition, the effects of three different reducing agents on the LIB leaching efficiency in  $H_2SO_4$  are presented.

## 2. Experimental

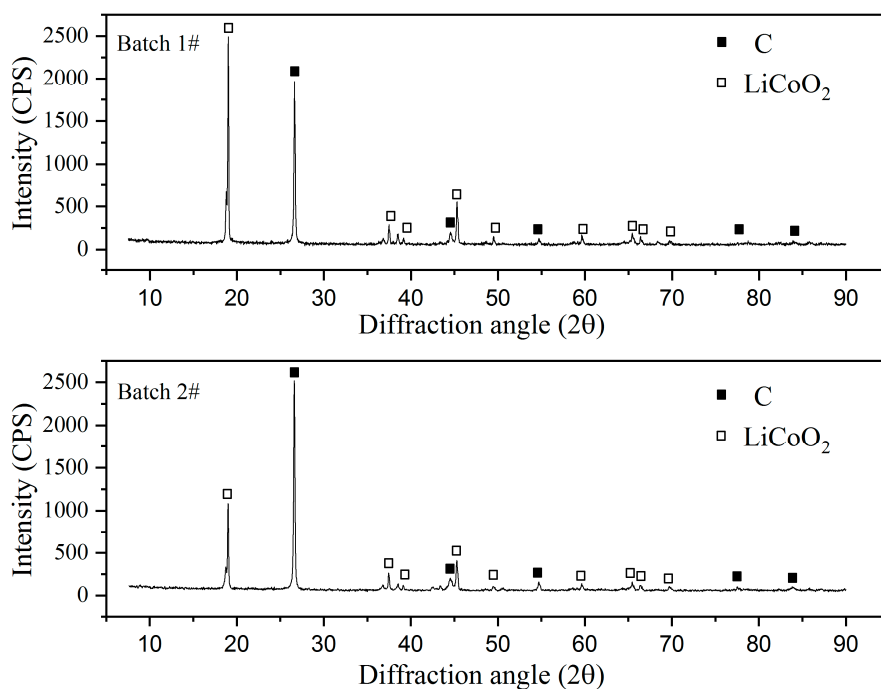
### 2.1. Material

In the leaching experiments, waste LIBs—commercially collected from numerous sources—were used. LIBs were first industrially crushed without previously separating anode and cathode materials. This upstream material was then mechanically and magnetically processed in a similar manner to that previously patented [21], in order to obtain a sieved underflow fraction of  $\leq 1$  mm. In order to assess the metal content in the solids, the material was subjected to total leaching in aqua regia, after which lithium, cobalt, copper, nickel, manganese, and iron were analyzed with atomic absorption spectroscopy (AAS) (Varian AA240), and aluminum was analyzed with inductively coupled plasma spectrometry (ICP-OES) (Perkin Elmer 7100 DV). In the tests, raw material *Batches 1* and *2* were used for leaching and the reducing agent tests, respectively. The compositions of the main metals in the LIBs (*Batches 1* and *2*) are presented in Table 1. The scraps of both *Batches 1* and *2* were subjected to XRD analysis (PANalytical X'Pert Pro Powder, Almelo, The Netherlands), with a  $CuK\alpha$  radiation source at a scan rate of  $2^\circ/\text{min}$  (acceleration potential 45 kV, current 40 mA). Results were analyzed with HighScore Plus 4.1 (PANalytical) software to identify the species (see Figure 1). In the analysis, profile fit was used in order to achieve the best results.

**Table 1.** Chemical compositions of the commercially crushed and sieved (approximately  $\leq 1$  mm) lithium-ion battery (LIB) underflow *Batches 1* and *2* used as raw material. Units are in % (*w/w*).

	Li	Co	Cu	Ni	Mn	Al	Fe
<i>Batch 1</i>	2.9–3.4 *	20.5–23.4 *	2.8–2.9 *	2.5–3.2 *	2.7–2.8 *	1.8–2.0 *	0.8
<i>Batch 2</i>	3.7	23.6	5.2	3.7	N	2.8	1.7

N = Not Analyzed; \* = range of three parallel analyses.



**Figure 1.** The XRD patterns of the LIB underflow *Batches 1 and 2*.

Table 1 shows the heterogeneous nature of the raw material, as the concentrations of the main metals analyzed in solid samples are shown to vary in the parallel samples of the same batch (*Batch 1*), as well as between *Batches 1* and *2*. Based on the XRD pattern (Figure 1) of LCO, carbon or graphite (C) and NMC are likely species present in the material. Other possible species in the material are NCA-resembling  $\text{Li}_{0.99}\text{Ni}_{0.71}\text{Co}_{0.15}\text{Al}_{0.15}\text{O}_2$ , which has a similar XRD pattern as NMC, and cobalt oxide ( $\text{Co}_3\text{O}_4$ ) [22], the presence of which could not be verified due to overlapping peaks. As can be seen from Figure 1, the XRD pattern of *Batch 2* is similar, but not the same as that measured for *Batch 1*, which demonstrates the inhomogeneity in metal content between different batches of crushed and processed LiB waste.

2 M citric ( $\text{C}_6\text{H}_8\text{O}_7$ ), 1 M oxalic ( $\text{C}_2\text{H}_2\text{O}_4$ ), 2 M sulfuric ( $\text{H}_2\text{SO}_4$ ), 4 M hydrochloric (HCl), and 1 M nitric ( $\text{HNO}_3$ ) acids were investigated as leaching media. The organic acid solutions were prepared by mixing  $\text{C}_6\text{H}_8\text{O}_7$  (99.8%, VWR Chemicals) and  $\text{C}_2\text{H}_2\text{O}_4 \cdot \text{H}_2\text{O}$  (99%, Merck Millipore) into distilled water. Similarly, the mineral acids ( $\text{H}_2\text{SO}_4$  (95–97%, Merck Millipore), HCl (32%, Merck Millipore) and  $\text{HNO}_3$  (65%, Merck Millipore)) were diluted into target concentrations by using distilled water. The reducing agents used in this study were all of analytical grade. All of the leaching tests were conducted with and without 1% (*v/v*) of  $\text{H}_2\text{O}_2$  dosage.

## 2.2. Methods

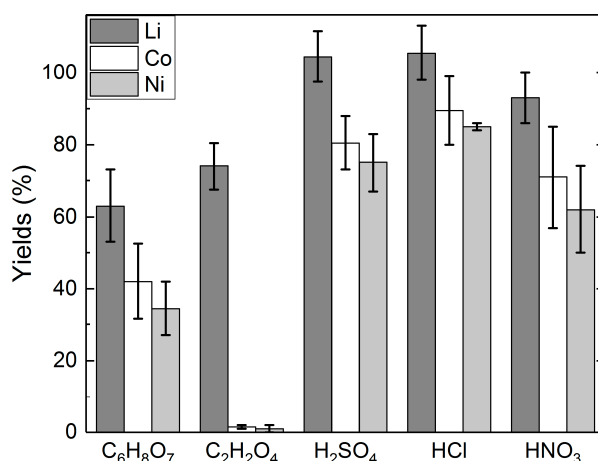
A stirring plate (IKA RT10) was used to conduct the long-term leaching tests (24 h). The stirring speed was 100 rpm, slurry volume 150 mL, slurry density 5% (*w/v*), and  $T = 25\text{ }^\circ\text{C}$ . In the reductive leaching tests series with different reducing agents (hydrogen peroxide 0–5% (*v/v*), D-glucose 0–16% ( $\text{g/g}_{\text{scraps}}$ ), ascorbic acid 0–12% ( $\text{g/g}_{\text{scraps}}$ )), experiments were performed in closed Erlenmeyer flasks (250 mL) in a water-shaking bath (Stuart SBS40). In each experiment, the shaking speed was 150 rpm,  $[\text{H}_2\text{SO}_4] = 2\text{ M}$ , slurry density was 10% (*w/v*),  $T = 70\text{ }^\circ\text{C}$  ( $\text{H}_2\text{O}_2$ ) or  $80\text{ }^\circ\text{C}$  ( $\text{C}_6\text{H}_{12}\text{O}_6$ ,  $\text{C}_6\text{H}_8\text{O}_6$ ), and leaching time was 5 h. After leaching, the solids were filtrated, which yielded residues and filtrates for analysis. The redox potential was measured using a platinum electrode and a silver chloride reference electrode (Inlab<sup>®</sup> Redox, Mettler Toledo, GmbH, Switzerland).

The yields in the leaching tests were calculated based on the solution samples, and some of the leaching residues were also analyzed in order to verify the results. The highest chemical analysis of *Batch 1* (Table 1) was used to represent the chemical composition of the raw material. However, due to the heterogeneous nature of the industrially-crushed LIBs waste raw material, this resulted in long-term  $\text{H}_2\text{SO}_4$  and  $\text{HCl}$  leaching yields slightly higher than 100%. Similarly, also in the reducing agent leaching tests, some of yields exceeded 100%.

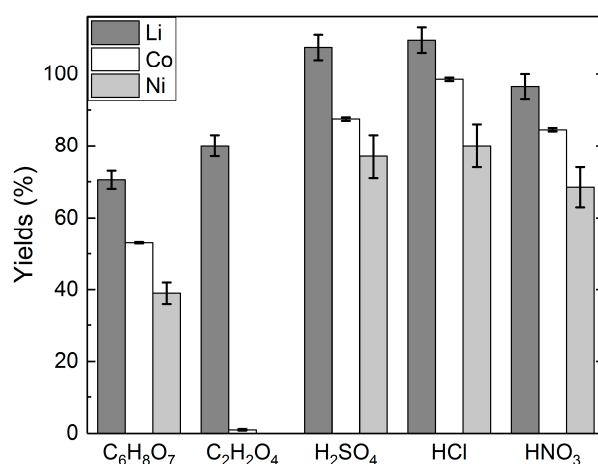
### 3. Results and Discussion

#### 3.1. Long-Term Leaching Tests with Different Acids

The metal yields to the different acids is presented without (Figure 2) and with  $\text{H}_2\text{O}_2$  addition (Figure 3). From Figure 2, it can be seen that the yields of Li to the mineral acids were over 90% in each acid solution investigated. In  $\text{C}_2\text{H}_2\text{O}_4$  leaching, the yield of lithium was approximately 74%, whereas in  $\text{C}_6\text{H}_8\text{O}_7$  leaching, the yield of Li was on average 63%. Figure 2 also shows that the yields of cobalt were generally 20–30 percent points (pp) lower than the yields of lithium.  $\text{C}_2\text{H}_2\text{O}_4$  showed higher selectivity between Li and Co, as only 2% of cobalt was dissolved. Yields of nickel were shown to generally follow the yields of cobalt.



**Figure 2.** Yields of lithium, cobalt, and nickel in different acid solutions: acid concentrations = 2 M  $\text{C}_6\text{H}_8\text{O}_7$ ; 1 M  $\text{C}_2\text{H}_2\text{O}_4$ ; 2 M  $\text{H}_2\text{SO}_4$ ; 4 M  $\text{HCl}$ ; 1 M  $\text{HNO}_3$ , slurry density = 5% ( $w/v$ ),  $T = 25^\circ\text{C}$ ,  $t = 24$  h.

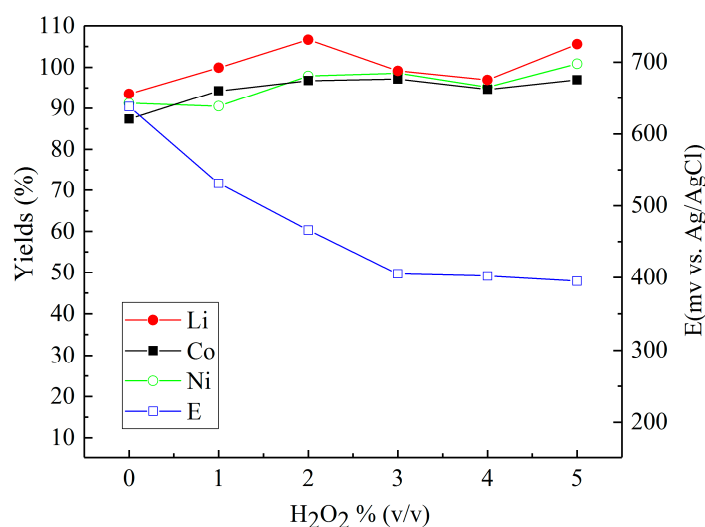


**Figure 3.** Yields of lithium, cobalt, and nickel in different acid solutions: acid concentrations = 2 M  $\text{C}_6\text{H}_8\text{O}_7$ ; 1 M  $\text{C}_2\text{H}_2\text{O}_4$ ; 2 M  $\text{H}_2\text{SO}_4$ ; 4 M  $\text{HCl}$ ; 1 M  $\text{HNO}_3$ ,  $\text{H}_2\text{O}_2$  concentration = 1% ( $v/v$ ), slurry density = 5% ( $w/v$ ),  $T = 25^\circ\text{C}$ ,  $t = 24$  h.

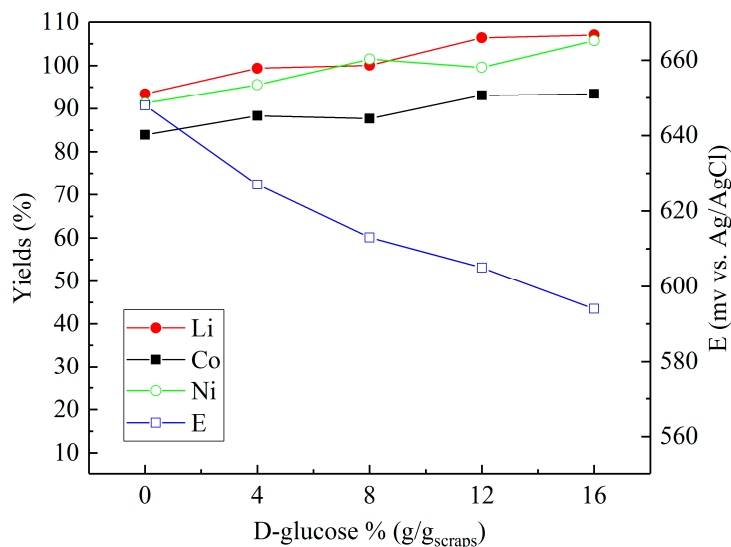
Figure 3 shows the effect of  $\text{H}_2\text{O}_2$  addition on the yields of lithium, cobalt, and nickel. The addition of  $\text{H}_2\text{O}_2$  increased the yields of lithium in each investigated solution. The effect was shown to be similar for cobalt and nickel, with the exception of the  $\text{C}_2\text{H}_2\text{O}_4$  leaching, where only insignificant quantities of cobalt and nickel were leached into the solution in any of the experiments. The leaching residues from  $\text{H}_2\text{SO}_4$  and  $\text{HCl}$  leaching were also analyzed, and based on the analyses, the yield of Li was 88% to  $\text{H}_2\text{SO}_4$ , and 91% to  $\text{HCl}$  in the leaching tests without  $\text{H}_2\text{O}_2$  addition. Similarly, with  $\text{H}_2\text{O}_2$  addition, the yield of Li was 92% to  $\text{H}_2\text{SO}_4$ , and 98% to  $\text{HCl}$ . The results of the leaching tests with different acids indicate that  $\text{H}_2\text{SO}_4$  and  $\text{HCl}$  seem to be the most effective leaching media for lithium leaching, with or without the addition of  $\text{H}_2\text{O}_2$ . Nevertheless, the experiments with  $\text{C}_2\text{H}_2\text{O}_4$  highlight its selectivity for lithium, which offers the possibility for a two-step leaching process that first separates Li from Co and Ni.

### 3.2. Leaching in Sulfuric Acid with Different Reducing Agents

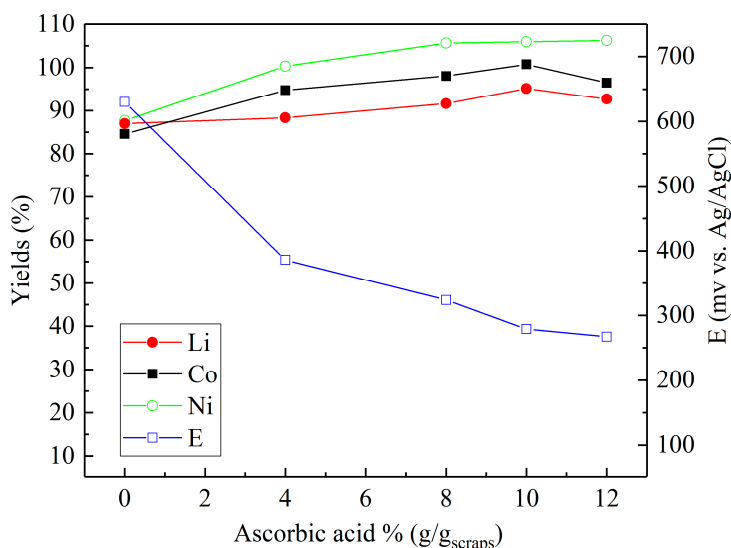
Sulfuric acid (2 M) was chosen to investigate the effect of reducing agents in more detail. Figures 4–6 present the metal yields achieved. Figure 4 shows that the maximum yields (106.7% for lithium, 96.7% for cobalt, and 97.9% for nickel) were achieved with 2% (*v/v*)  $\text{H}_2\text{O}_2$  dosage. Using D-glucose as a reducing agent (Figure 5), the respective maximum leaching efficiencies of lithium, cobalt, and nickel were 106.4%, 93.1%, and 99.6% with a consumption of 12% ( $\text{g/g}_{\text{scraps}}$ ) D-glucose. Compared with  $\text{H}_2\text{O}_2$  and D-glucose, ascorbic acid (Figure 6) shows greater reducing ability, reducing the system ORP (oxidation/reduction potential) from 630 mV (0%) to nearly 300 mV (above 6%). With 10% ( $\text{g/g}_{\text{scraps}}$ ) ascorbic dosage, the leaching efficiencies of lithium, cobalt, and nickel were up to 95.1%, 100.7%, and 105.9%, respectively. The contents of these metals in the corresponding leaching residue were as low as 0.03% (Li), 0.11% (Co), and 0.17% (Ni).



**Figure 4.** Influence of  $\text{H}_2\text{O}_2$  dosage on the leaching efficiencies of lithium, cobalt, and nickel:  $\text{H}_2\text{SO}_4$  concentration: 2 M,  $\text{H}_2\text{O}_2$  concentrations: 0–5% (*v/v*), slurry density = 10% (*w/v*),  $T = 70^\circ\text{C}$ ,  $t = 5$  h.

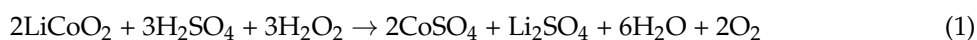


**Figure 5.** Influence of D-glucose dosage on the leaching efficiencies of lithium, cobalt, and nickel:  $\text{H}_2\text{SO}_4$  concentration = 2 M, D-glucose concentrations = 0–16% (g/gscraps), slurry density = 10% (w/v),  $T = 80\text{ }^\circ\text{C}$ ,  $t = 5\text{ h}$ .



**Figure 6.** Influence of ascorbic acid dosage on the leaching efficiencies of lithium, cobalt, and nickel:  $\text{H}_2\text{SO}_4$  concentration = 2 M, ascorbic acid concentrations = 0–12% (g/gscraps), slurry density = 10% (w/v),  $T = 80\text{ }^\circ\text{C}$ ,  $t = 5\text{ h}$ .

As can be seen from Figure 4, the concentration of hydrogen peroxide in the leach solution is an initial increase in the recovery of Li, Co, and Ni up to approximately 2% (v/v). The presence of  $\text{H}_2\text{O}_2$  in the leach solution is able to facilitate the reduction of the cobalt in lithium cobalt oxide from Co (III) to Co (II), and thus, in turn, it also aids the dissolution of Li from within the same compound [19], as shown in Equation (1):



Such a result is similar to previous observations detailed in the literature [23,24], which have demonstrated that the presence of  $\text{H}_2\text{O}_2$  in the leach solution only has a positive effect on metal recoveries up to a concentration of 2 vol %. Concentrations >2% (v/v) have a limited impact on the

level of metal recovery due to the instability of  $\text{H}_2\text{O}_2$ , which tends to undergo enhanced levels of decomposition at higher concentrations, especially when subject to the elevated temperature used in these experiments [25]. This decomposition behavior of the peroxide is further evidenced by the stabilization of the recorded ORP at around 400 mV (vs. Ag/AgCl), which suggests that further additions of  $\text{H}_2\text{O}_2$  have no influence on the reductive nature of the leach solution.

The results shown in Figure 5 demonstrate that increased D-glucose concentration results in enhanced efficiencies for all of the metals between 10–15%. D-glucose's reductive nature is due to the wide range of possible intermediates generated during the oxidative transition to formic acid, and previously outlined by Pagnanelli et al. [18]. From the results, it can be suggested that as with  $\text{H}_2\text{O}_2$ , the reduction of Co (III) to Co (II) is initially promoted by glucose oxidation, and that Li is seen to follow exactly the same trend as a result of the degradation of the lithium cobalt oxide (Equation (2)):



Interestingly, the recovery of Ni measured under these experimental conditions also follows a similar trend to that seen for Li and Co. This is in contrast to the results of Granata et al. [26], who found a slight reduction in Ni leaching efficiency with increased levels of glucose concentration. However, the conditions—leach time = 3 h, 2:1 ratio  $\text{H}_2\text{SO}_4$  to solids, 100% stoichiometric excess of glucose, and temperature of 30 °C—were markedly different to the ones detailed here.

In the case of leaching with ascorbic acid ( $\text{C}_6\text{H}_8\text{O}_6$ ), as displayed in Figure 6, previous research by Li et al. [27] has shown that the  $\text{LiCoO}_2$  within battery waste is dissolved by ascorbic acid and forms the soluble compound  $\text{C}_6\text{H}_6\text{O}_6\text{Li}_2$ . Concurrently, the cobalt is reduced from  $\text{Co}^{3+}$  to the soluble  $\text{Co}^{2+}$  species,  $\text{C}_6\text{H}_6\text{O}_6\text{Co}$ , as the ascorbic acid is oxidized to dehydroascorbic acid ( $\text{C}_6\text{H}_6\text{O}_6$ ) [28,29]. A similar reaction is known to also occur with Ni [28], hence, the observed progressive increases in metal (Ni, Co, Li) recovery with increased concentrations of ascorbic acid. In addition, the measured drop in system ORP is the result of the negative reduction potentials related to the dissociation of ascorbate species in aqueous solutions, which are enhanced with higher concentrations of ascorbic acid in solution [30].

#### 4. Conclusions

The mineral acids, especially 2 M  $\text{H}_2\text{SO}_4$  and 4 M HCl, were shown to be the most effective for lithium leaching from the industrially-crushed LIB batch investigated, with and without the addition of a reducing agent ( $\text{H}_2\text{O}_2$ ), with  $\text{H}_2\text{O}_2$  having a positive effect on metals extraction. It was also shown that  $\text{C}_2\text{H}_2\text{O}_4$  was the most selective leaching media between Li and Ni/Co, as the latter divalent metals are known to precipitate as oxalates.

The efficiency of reduction agents in LIBs sulfuric acid (2 M) leaching was investigated, and it was shown to be ascorbic acid  $\text{C}_6\text{H}_8\text{O}_6$ , D-glucose, and  $\text{H}_2\text{O}_2$ , in descending order, with the parameter range studied ( $\text{C}_6\text{H}_8\text{O}_6$  = 0–12% g/g<sub>scraps</sub>, D-glucose = 0–16% g/g<sub>scraps</sub> and  $\text{H}_2\text{O}_2$  = 0–5% (v/v)). The highest metal extraction into the sulfuric acid was achieved using 10% (g/g<sub>scraps</sub>)  $\text{C}_6\text{H}_8\text{O}_6$  as a reducing agent. The heterogenous nature of the industrially-crushed LIBs had resulted metal yields of 100.7% to cobalt, 95.1% to Li, and 105.9% to Ni at maximum, based on solution analysis. Therefore, leach residue was also analyzed, and showed that the remaining contents of cobalt, lithium, and nickel in the leaching residue were as low as 0.11%, 0.03%, and 0.17%, respectively.

**Acknowledgments:** The authors of this research paper are grateful to the METYK project, which is funded by the Finnish innovation agency, as well as to the China Scholarship Council (CSC) for the funding of the research. The research was also supported by the Strategic Research Council at the Academy of Finland, project Closeloop (grant number 303454), project NoWASTE (grant number 297962), and RawMatTERS Finland Infrastructure (RAMI), which is funded by the Academy of Finland. Special thanks also goes to Petteri Halli for his shared expertise.

**Author Contributions:** Miamari Aaltonen conceived and designed the experiments. Miamari Aaltonen and Chao Peng performed the experiments. Miamari Aaltonen and Chao Peng analyzed the data with significant

contribution of Mari Lundström. Miamari Aaltonen wrote the paper and significant contribution to writing was made by Benjamin P. Wilson and Mari Lundström. Mari Lundström is the corresponding author.

**Conflicts of Interest:** The authors declare no conflict of interest.

## References

- Christmann, P.; Gloaguen, E.; Labbé, J.F.; Melleton, J.; Piantone, P. Global Lithium Resources and Sustainability Issues. In *Lithium Process Chemistry*; Elsevier: Amsterdam, The Netherlands, 2015; pp. 1–40.
- Graedel, T.E.; Allwood, J.; Birat, J.P.; Buchert, M.; Hagelüken, C.; Reck, B.K.; Sibley, S.F.; Sonnemann, G. *UNEP 2011 Recycling Rates of Metals—A Status Report, A Report of the Working Group on the Global Metal Flows to the International Resource Panel*; United Nations Environment Programme: Nairobi, Kenya, 2011; p. 44; ISBN 978-92-807-3161-3.
- Swiatowska, J.; Barboux, P. Lithium Battery Technologies: From the Electrodes to the Batteries. In *Lithium Process Chemistry*, 1st ed.; Elsevier: Amsterdam, The Netherlands, 2015; pp. 125–166. ISBN 9780128016862.
- Nitta, N.; Wu, F.; Lee, J.T.; Yushin, G. Li-ion battery materials: Present and future. *Mater. Today* **2015**, *18*, 252–264. [[CrossRef](#)]
- Hannis, S.; Minks, A. *Cobalt*; British Geological Survey: Nottingham, UK, 2009; pp. 1–19.
- Brown, T.; Walters, A.; Idoine, N.; Gunn, G.; Shaw, R.A.; Rayner, D. *Lithium*; British Geological Survey: Nottingham, UK, 2016; pp. 1–39.
- Zhang, P.; Yokoyama, T.; Itabashi, O.; Suzuki, T.M.; Inoue, K. Hydrometallurgical process for recovery of metal values from spent lithium-ion secondary batteries. *Hydrometallurgy* **1998**, *47*, 259–271. [[CrossRef](#)]
- Joulié, M.; Lacournet, R.; Billy, E. Hydrometallurgical process for the recovery of high value metals from spent lithium nickel cobalt aluminum oxide based lithium-ion batteries. *J. Power Sources* **2014**, *247*, 551–555. [[CrossRef](#)]
- Kang, J.; Senanayake, G.; Sohn, J.; Shin, S.M. Recovery of cobalt sulfate from spent lithium ion batteries by reductive leaching and solvent extraction with Cyanex 272. *Hydrometallurgy* **2010**, *100*, 168–171. [[CrossRef](#)]
- Lee, C.K.; Rhee, K.I. Preparation of LiCoO<sub>2</sub> from spent lithium-ion batteries. *J. Power Sources* **2002**, *109*, 17–21. [[CrossRef](#)]
- Li, L.; Ge, J.; Wu, F.; Chen, R.; Chen, S.; Wu, B. Recovery of cobalt and lithium from spent lithium ion batteries using organic citric acid as leachant. *J. Hazard Mater.* **2010**, *176*, 288–293. [[CrossRef](#)] [[PubMed](#)]
- Chen, X.; Zhou, T. Hydrometallurgical process for the recovery of metal values from spent lithium-ion batteries in citric acid media. *Waste Manag. Res.* **2014**, *32*, 1083–1093. [[CrossRef](#)] [[PubMed](#)]
- Sun, L.; Qiu, K. Organic oxalate as leachant and precipitant for the recovery of valuable metals from spent lithium-ion batteries. *Waste Manag.* **2012**, *32*, 1575–1582. [[CrossRef](#)] [[PubMed](#)]
- Zeng, X.; Li, J.; Shen, B. Novel approach to recover cobalt and lithium from spent lithium-ion battery using oxalic acid. *J. Hazard Mater.* **2015**, *295*, 112–118. [[CrossRef](#)] [[PubMed](#)]
- Wang, F.; Sun, R.; Xu, J.; Chen, Z.; Kang, M. Recovery of cobalt from spent lithium ion batteries using sulphuric acid leaching followed by solid–liquid separation and solvent extraction. *RSC Adv.* **2016**, *6*, 85303–85311. [[CrossRef](#)]
- Wang, J.; Chen, M.; Chen, H.; Luo, T.; Xu, Z. Leaching study of spent Li-ion batteries. *Procedia Environ. Sci.* **2012**, *16*, 443–450. [[CrossRef](#)]
- Meshram, P.; Pandey, B.D.; Mankhand, T.R.; Deveci, H. Comparison of different reductants in leaching of spent lithium ion batteries. *JOM* **2016**, *68*, 2613–2623. [[CrossRef](#)]
- Pagnanelli, F.; Moscardini, E.; Granata, G.; Cerbelli, S.; Agosta, L.; Fieramosca, A.; Toro, L. Acid reducing leaching of cathodic powder from spent lithium ion batteries: Glucose oxidative pathways and particle area evolution. *J. Ind. Eng. Chem.* **2014**, *20*, 3201–3207. [[CrossRef](#)]
- Nayaka, G.P.; Manjanna, J.; Pai, K.V.; Vadavi, R.; Keny, S.J.; Tripathi, V.S. Recovery of valuable metal ions from the spent lithium-ion battery using aqueous mixture of mild organic acids as alternative to mineral acids. *Hydrometallurgy* **2015**, *151*, 73–77. [[CrossRef](#)]
- Eckberg, C.; Petranikova, M. Lithium Battery Recycling. In *Lithium Process Chemistry*; Elsevier: Amsterdam, The Netherlands, 2015; pp. 245–248.
- Pudas, J.; Erkkila, A.; Viljamaa, J. Battery Recycling Method. WIPO Patent WO2011113860A1, 22 September 2011.

22. Freitas, M.B.J.G.; Garcia, E.M. Electrochemical recycling of cobalt from cathodes of spent lithium-ion batteries. *J. Power Sources* **2007**, *171*, 953–959. [[CrossRef](#)]
23. Zhu, S.; He, W.; Li, G.; Zhou, X.; Zhang, X.; Huang, J. Recovery of Co and Li from spent lithium-ion batteries by combination method of acid leaching and chemical precipitation. *Trans. Nonferrous Met. Soc. China* **2012**, *22*, 2274–2281. [[CrossRef](#)]
24. Li, L.; Ge, J.; Chen, R.; Wu, F.; Chen, S.; Zhang, X. Environmental friendly leaching reagent for cobalt and lithium recovery from spent lithium-ion batteries. *Waste Manag.* **2010**, *30*, 2615–2621. [[CrossRef](#)] [[PubMed](#)]
25. Saeki, S.; Lee, J.; Zhang, Q.; Saito, F. Co-grinding  $\text{LiCoO}_2$  with PVC and water leaching of metal chlorides formed in ground product. *Int. J. Miner. Process.* **2004**, *74*, 373–378. [[CrossRef](#)]
26. Granata, G.; Moscardini, E.; Pagnanelli, F.; Trabucco, F.; Toro, L. Product recovery from Li-ion battery wastes coming from an industrial pre-treatment plant: Lab scale tests and process simulations. *J. Power Sources* **2012**, *206*, 393–401. [[CrossRef](#)]
27. Li, L.; Lu, J.; Ren, Y.; Zhang, X.X.; Chen, R.J.; Wu, F.; Amine, K. Ascorbic-acid-assisted recovery of cobalt and lithium from spent Li-ion batteries. *J. Power Sources* **2012**, *218*, 21–27. [[CrossRef](#)]
28. Creutz, C. The Complexities of Ascorbate as a Reducing Agent. *Inorg. Chem.* **1981**, *20*, 4449–4452. [[CrossRef](#)]
29. Davies, M.B. Reactions of L-Ascorbic Acid with Transition Metal Complexes. *Polyhedron* **1992**, *11*, 285–321. [[CrossRef](#)]
30. Maniyar, S.A.; Jargar, J.G.; Das, S.N.; Dhundasi, S.A.; Das, K.K. Alteration of chemical behavior of L-ascorbic acid in combination with nickel sulfate at different pH solutions in vitro. *Asian Pac. J. Trop. Biomed.* **2012**, *2*, 220–222. [[CrossRef](#)]



© 2017 by the authors. Licensee MDPI, Basel, Switzerland. This article is an open access article distributed under the terms and conditions of the Creative Commons Attribution (CC BY) license (<http://creativecommons.org/licenses/by/4.0/>).