



## Article

# The Effect of Drought on *Sisymbrium officinale* (L.) Wild Species for Potential Cultivation as a Leafy Vegetable

Marta Guarise <sup>1,2</sup>, Gigliola Borgonovo <sup>3</sup> , Angela Bassoli <sup>3</sup> and Antonio Ferrante <sup>2,\*</sup>

<sup>1</sup> Agricola 2000 S.c.p.A, Via Trieste 9, 20067 Tribiano, Italy

<sup>2</sup> Department of Agriculture and Environmental Science—Production, Landscape, Agroenergy, Università degli Studi di Milano, 20133 Milano, Italy

<sup>3</sup> Department of Food, Environmental and Nutritional Science, Università degli Studi di Milano, 20133 Milano, Italy

\* Correspondence: antonio.ferrante@unimi.it; Tel.: +39-025-0316-589

**Abstract:** Leafy vegetables are common components of the human diet and are a source of antioxidant, vitamins, minerals, and bioactive compounds. Fresh-cut or minimally processed industries are always looking for product innovations. Many wild species, based on their composition, can be evaluated as potential vegetables. In this work, hedge mustard has been studied as a potential leafy vegetable, and two wild populations were grown under 100% crop water requirement (WR) and 50% WR. The effect of water reduction was monitored using non-destructive measurements of chlorophyll a fluorescence and by the analytical determination of primary or secondary metabolism associated parameters such as sugars, anthocyanins, carotenoids, phenolic compounds, and nitrate concentrations. The results demonstrated that hedge mustard [*Sisymbrium officinale* (L.) Scop.] can be grown with 50% WR without yield reduction. The yield was not statistically different between the two water regimes and ranged from 22.3 to 40 g plant<sup>−1</sup> FW. Leaf nitrate concentrations showed high variability in the MI population grown with 100% WR, while in the BG population, they did not change when the WR was shifted from 100% to 50%. The total phenols were 25% higher in the leaves of plants grown under 50% WR in both wild populations. The total sugars and anthocyanins did not show significant variations. Chlorophyll a fluorescence parameters did not show significant changes. The results suggest that hedge mustard can be grown in environments with limited water availability or in the winter season using less water to avoid disease development. The highest yield was obtained from the BG population.

**Keywords:** antioxidant; chlorophyll; hedge mustard; nitrate; phenolics; water stress; wild species



**Citation:** Guarise, M.; Borgonovo, G.; Bassoli, A.; Ferrante, A. The Effect of Drought on *Sisymbrium officinale* (L.) Wild Species for Potential Cultivation as a Leafy Vegetable. *Horticulturae* **2023**, *9*, 111. <https://doi.org/10.3390/horticulturae9010111>

Academic Editor: Qiaomei Wang

Received: 12 December 2022

Revised: 9 January 2023

Accepted: 12 January 2023

Published: 14 January 2023



**Copyright:** © 2023 by the authors. Licensee MDPI, Basel, Switzerland. This article is an open access article distributed under the terms and conditions of the Creative Commons Attribution (CC BY) license (<https://creativecommons.org/licenses/by/4.0/>).

## 1. Introduction

Wild herbs have been a source of food or bioactive compounds for humans since ancient times. Wild leafy vegetables are part of the diet of many people around the world. Wild edible species are often underutilized and can be grown to increase the biodiversity of cultivated vegetables and herbs in the human diet [1]. These wild species are collected from nature and used as food. Some herbs have been cultivated to provide an innovation in food production chain. Most wild species in agricultural systems are weeds and can be found in wild lands, along roads, and in urban and peri-urban areas [2]. In cropping systems, they are removed with mechanical or agrochemical treatments. However, the majority of wild species can survive in hostile conditions through the adaptation of their metabolism. These plants can grow by exploiting the limited resources available, such as nutrients and water. These growing conditions increase the accumulation of some defense metabolites that can also have beneficial effects on human health [1]. The screening and selection of these wild species can increase the biodiversity of cultivated vegetables and expand market opportunities for leafy vegetables or baby leaf production. From an agronomic point of view, these species often have a high tolerance against biotic and abiotic stresses, and for

this reason, they are very interesting considering the climate change scenario. These traits are also particularly important for reducing fertilizers or agrochemical applications, as requested by the EU Green Deal strategies by 2030 [3].

There are several wild species which have been studied for different proprieties, but just a few have been effectively adopted as crops in horticulture and successfully included in commercial catalogs. Hedge mustard (*Sisymbrium officinale* (L.) Scop.), often referred to by the synonym *Erysimum officinale*, has some traits that could be exploited for the vegetable market [4]. This plant species can be found in Europe, North Africa, and Western Asia. It is an herb famous for its therapeutic properties, which have been used for treating aphonia and hoarseness [5]. For these pharmaceutical proprieties, hedge mustard is also known as “the singers’ plant”. *Sisymbrium officinale* is commonly used by professional singers as an infuse, or in the form of several herbal preparations such as extracts, tablets, or drops, to prevent or treat voice discomfort [5]. This species belongs to the Brassicaceae family, and the main bioactive compounds are represented by glucosinolates and sulfur-containing compounds such as glucoputranjivine, glucojabutina, napoleiferina, sinalbina, and sinigrin [6]. The concentration of glucosinolates can vary in different plant organs, and glucosinolate chemical species are differentially accumulated in roots, stems, and fruit [7]. These compounds contribute to the antioxidant powder of this species and can have scavenger activity, reducing reactive oxygen species (ROS) and helping plants to adapt and survive in different environments. However, these chemical compounds are also known to have beneficial effects on human health [8]. The successful cultivation of wild species depends on the market demands and the adaptation to agronomic practices. Hedge mustard has been studied as a potential leaf vegetable and its responses to different fertilization levels have been noted [9]. The reduction in fertilization has been found to improve some quality traits, such as pigment and nitrate accumulation. For cultivation purpose, it is very important to improve the germination of seeds. Several studies have been carried out on germination using nitrate and light treatments [10]. Another important parameter that is considered important for cultivated plants is their tolerance to drought.

Therefore, the objective of this work was to evaluate the yield and the way in which quality parameters change when plants are shifted from well-watered conditions to a water reduction regime. The present work is based on the hypothesis that high concentrations of bioactive compounds in this species may be able to confer drought tolerance. The results of this work can be useful for providing agricultural information for growing this species in geographical areas with limited water availability, or during winter, when watering is reduced to avoid disease development.

## 2. Materials and Methods

### 2.1. Plant Materials and Water Reduction Management

Two hedge mustard (*Sisymbrium officinale* (L.) Scop.) populations were harvested in the wild near Milan and Bergamo, and were, therefore, been named MI (Milan) and BG (Bergamo), respectively. Plants were grown for seed production and then used for the water reduction experiments [4,9]. Plants were cultivated in greenhouses equipped with sensors for control of the environmental parameters. The greenhouse was located in the Department of Agricultural and Environmental Science of the University of Milan (GPS 45.47688876073164, 9.227201084659612). Seeds were sown in panels filled with commercial fertilized substrate (6 February and 20 February 2018). Seedlings were transplanted into pots when they reached 7–10 cm height (19 April 2018), and cultivation was carried out using complete substrate (Vigorplant, Italy) containing the following components: 13% volcanic peat, 18% calibrated peat, 21% Baltic peat, 22% dark peat, and 26% Irish peat, with pH (H<sub>2</sub>O) 6.5–7.5 and electric conductivity (EC) 0.35–0.45 dS m<sup>−1</sup>. The pH at the beginning of the experiment was 6.5, and plants were placed in plastic pots of 14 cm diameter and 2 L volume.

Ten plants of each pot were fertilized with NPK granular fertilizer (14:7:17) at 4 g/pot, providing 13 g/m<sup>2</sup> N; 7 g/m<sup>2</sup> P<sub>2</sub>O<sub>5</sub>; 8 g/m<sup>2</sup> K<sub>2</sub>O [9].

Water reduction (WR) was performed by gravitropic determination with the full water availability (100%) for the well-watered plants and half that weight of water supplied to the well-water plants (50% WR). During the cultivation period, the pots were weighed in order to restore the same level of water availability that was present at the beginning of the experiment.

The harvest was performed at the 13 BBCH growth stage for each cultivation cycle. Sampling was randomized by casually choosing plants from each pot.

The yields of leaf biomass of the two wild populations were determined to measure total leaf biomass production (3 July 2018). On leaves, the following parameters—anthocyanins, carotenoids, phenols, nitrate, and total sugars—were measured for quality evaluation.

## 2.2. Chlorophyll *a* Fluorescence

At harvest, the chlorophyll *a* fluorescence was determined using a fluorometer (Handy PEA, Hansatech, United Kingdom). Leaves were covered with leaf clips to fully oxidase the photosystem II. Dark incubation was carried out for 30 min. The chlorophyll *a* fluorescence induction curve was measured using high-intensity light of  $3000 \mu\text{mol m}^{-2} \text{s}^{-1}$  ( $600 \text{ W m}^{-2}$ ). Chlorophyll *a* fluorescence-derived parameters were automatically calculated, including the variable fluorescence ( $F_v$ ) to maximum fluorescence ( $F_m$ ) and their ratio,  $F_v/F_m$ . Induction curve data were used for JIP analyses and the following parameters were reported: performance index (PI), dissipation of energy per reaction center ( $Df_0/RC$ ), and density of reaction centers at the  $F_m$  stage ( $RC/CS_m$ ).

## 2.3. Analytical Determinations

The quality of the hedge mustard populations under water stress conditions was determined. Approximately 1 g of leaves was harvested at the end of the cultivation cycle. Fresh plant matter was determined at the end of the growing cycle. All determinations were performed at harvest.

### 2.3.1. Chlorophylls and Carotenoids Concentrations

Leaf pigments such as total chlorophylls and total carotenoids were obtained by the extraction of 5 leaf disks of 5 mm diameter, containing 25–40 mg of leaf mix. Extraction was carried out using 5 mL of methanol (99.9%) as solvent, and the disks were kept in a dark, cold room at  $4^\circ\text{C}$  for 24 h. Chlorophyll *a*, *b*, and total chlorophylls were immediately determined after extraction. The readings were performed at 665.2 and 652.4 nm for leaf chlorophylls and 470 nm for total carotenoids. The total chlorophylls and carotenoids were determined by Lichtenthaler's formula [11].

### 2.3.2. Secondary Metabolites Such as Anthocyanins or Phenolic Compounds Index

Phenolics in leaves were spectrophotometrically determined by direct measurement of the leaf extract. Leaf disks weighing approximately 25–40 mg were extracted using 3 mL methanolic HCl (1%). The mixture was incubated overnight and the supernatant was used for total phenolic determination using the Folin–Ciocalteu method [12]. Data are reported as gallic acid equivalent mg/100 g of fresh weight.

Anthocyanins were spectrophotometrically determined. Leaf disks (5 mm diameter) of approximately 20–30 mg were extracted by 3 mL of methanolic HCl (1%). Mixtures were stored overnight at  $4^\circ\text{C}$  in dark conditions. The anthocyanins were expressed as cyanidin-3-glucoside equivalents spectrophotometrically determined at 535 nm, and quantification was performed using an extinction coefficient ( $\epsilon$ ) of 29,600 [12].

### 2.3.3. Leaf Nitrate Concentration

The accumulation of nitrate was spectrophotometrically determined using the salicylic-sulfuric acid method [13]. Nitrate was collected once at the end of the growing cycle when plants reached the growth stage of 13 BBCH.

About 1 g of fresh leaves was ground in 5 mL of distilled water. Extracts were purified using a centrifuge at 4000 rpm for 15 min. The supernatant was used for colorimetric determinations. Samples of 20  $\mu$ L were taken, as well as 80  $\mu$ L (5% *w/v*) of salicylic acid in concentrated sulfuric acid and 3 mL of NaOH 1.5 N. Samples were cooled, and the absorbance was measured at 410 nm. Nitrate quantification was carried out using the  $\text{KNO}_3$  standard calibration curve.

#### 2.3.4. Total Sugar Determination

The sugar concentration of the fresh leaves was extracted as explained for the determination of nitrate levels. Sugars were determined according to the anthrone's assay with slight modification [14]. The reagent (anthrone) was prepared by dissolving 0.1 g of anthrone in 50 mL of 95%  $\text{H}_2\text{SO}_4$ , and it was left for 40 min before use. The extract (200  $\mu$ L) was transferred to 1 mL of anthrone. Samples were placed on ice for 5 min and then mixed by a vortex. Samples were heated at 95  $^\circ\text{C}$  to create the reaction. After 5 min of incubation, samples were cooled, and absorbance was assessed at 620 nm. The total sugar concentration was calculated referring to the glucose standard calibration curve.

#### 2.4. Statistical Analyses

The experimental design was organized as follows: two wild populations (MI and BG); two different water availability treatments, 100% or 50%; ten plants/pots for each water level, for a total number of 20 plants for the MI wild population and 20 for the BG wild population; and two cultivation cycles.

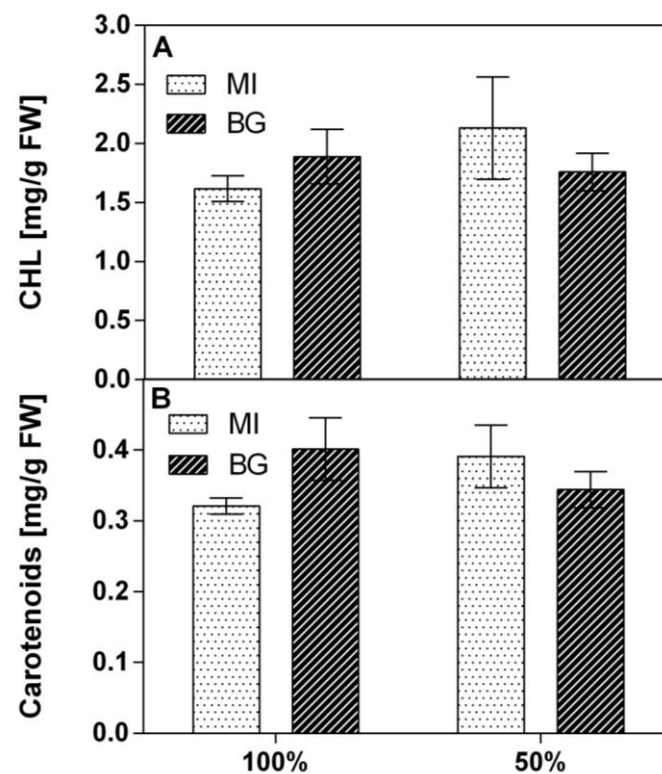
Biological replicates ( $n = 4$ ) were taken for each water regime level and for each wild population for the measurement of chlorophyll *a* fluorescence, while three biological replicates ( $n = 3$ ) were taken for each water regime level of each wild population.

Two-way ANOVA (water availability and wild population) was also performed, and differences among the means were determined using Tukey's post-test ( $p < 0.05$ ). The principal component analysis (PCA) was carried out among parameters measured, with eigenvalues  $> 1$ .

### 3. Results

The hedge mustard plants were subjected to water irrigation reduction up to 50% of crop availability. The yield did not significantly change between the two water regimes or the two wild populations. Values ranged from 26 to 40 g plant<sup>-1</sup> (fresh weight). The MI population grown at 100% WR showed a yield of 26 g plant<sup>-1</sup> FW and 22.3 g plant<sup>-1</sup> FW at 50% WR. The BG population showed a yield of 35 g plant<sup>-1</sup> FW at 100% WR and 40 g plant<sup>-1</sup> FW at 50% WR. The chlorophyll and carotenoid concentrations did not significantly change according to the different experimental conditions. Chlorophyll values were comprised from 1.6 to 2.1 mg g<sup>-1</sup> FW (Figure 1A), while total carotenoids ranged from 0.32 to 0.40 mg g<sup>-1</sup> FW (Figure 1B).

The chlorophyll *a* fluorescence was measured at harvest, and relative parameters were calculated. The results showed that no significant differences were found between wild populations and water regimes. The maximum efficiency values of PSII ( $F_v/F_m$ ) were from 0.81 to 0.82. The performance index (PI) ranged from 2.02 to 2.52, while the dissipation energy was distributed from 0.46 to 0.57. The reaction centers for the cross-section ranged from 2061 to 2270 (Table 1).



**Figure 1.** Total chlorophyll (A) and total carotenoids (B) in fresh leaves of two wild hedge mustard populations, MI and BG, cultivated under different water availability (100% and 50%). Values are means with standard errors ( $n = 3$ ). Data were subjected to two-way ANOVA, and no significant differences were found.

**Table 1.** Water reduction (WR): 100% water availability and 50% water reduction and its effect on maximum quantum efficiency ( $F_v/F_m$ ), performance index (PI), dissipation of energy across reaction centers ( $D_{Io}/RC$ ), reaction centers per cross-section at Fm ( $RC/CSm$ ), and electron flux per reaction center ( $ETo/RC$ ).

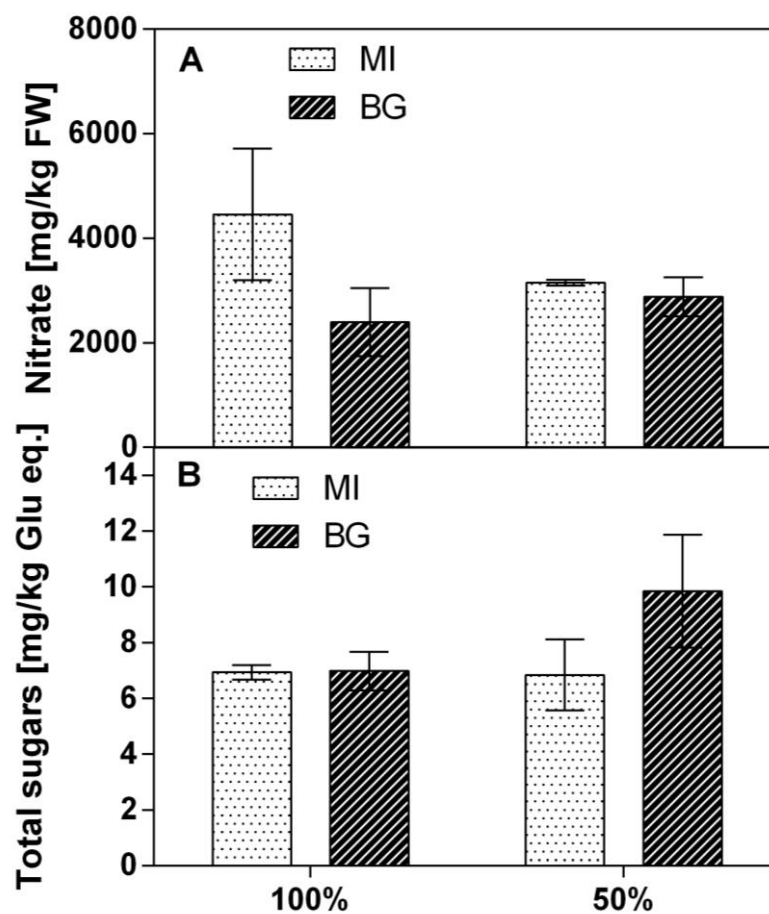
WR (%)	Population	$F_v/F_m$	PI	$D_{Io}/RC$	$RC/CSm$	$ETo/RC$
100	BG	$0.82 \pm 0.011$	$2.39 \pm 0.453$	$0.46 \pm 0.075$	$2270.3 \pm 202.44$	$1.3 \pm 0.10$
100	MI	$0.81 \pm 0.021$	$2.14 \pm 0.965$	$0.55 \pm 0.153$	$2073.7 \pm 491.53$	$1.3 \pm 0.01$
50	BG	$0.81 \pm 0.015$	$2.02 \pm 0.794$	$0.57 \pm 0.116$	$2061.2 \pm 434.31$	$1.2 \pm 0.11$
50	MI	$0.82 \pm 0.020$	$2.52 \pm 0.799$	$0.50 \pm 0.123$	$2223.3 \pm 403.03$	$1.3 \pm 0.11$

Values are means with standard deviations. Data were subjected to two-way ANOVA, but differences were not significant.

The electron flux per reaction center ( $ETo/RC$ ) is an index that measures the flux of electrons transferred to the photosynthesis machinery, and it is closely associated with the photosynthetic activity of plants. Data measured indicated that there were no significant differences, and values were of 1.2–1.3 a.u. (Table 1).

Of the two populations grown with limited water availability, the nitrate concentration in the leaves was higher in MI compared to BG in normal conditions, with values that ranged from 3200 to 5800 mg/kg FW. Under limited water availability, both populations showed the same values. However, the BG population did not show any changes in concentration between normal and drought conditions, while the MI population showed a nitrate reduction (Figure 2A).



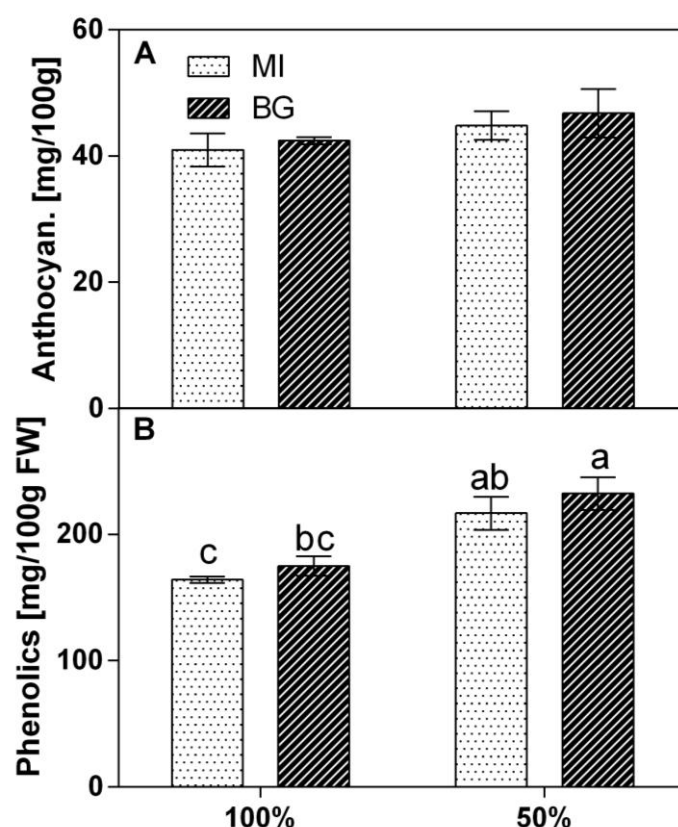


**Figure 2.** Nitrate (A) and total sugar (B) content in fresh leaves of two wild hedge mustard populations, MI and BG, cultivated under different water availability levels (100% and 50%). Values are means with standard errors ( $n = 3$ ). Data were subjected to two-way ANOVA, and no significant differences were found.

The total sugars did not significantly change between water availability regimes and populations. The concentration ranged from 7 to 10 mg kg<sup>-1</sup> FW on average, even if in the BG population, data showed a wider variability with higher means at 50% water availability (Figure 2B).

The effect of water stress was evaluated on the basis of the secondary metabolism compound changes. Anthocyanin concentrations ranged from 41 to 47 mg 100<sup>-1</sup> FW, and differences were not significant between water regimes and wild populations (Figure 3A). Phenolic compounds significantly increased under 50% water reduction in both populations. Statistical analysis revealed that the interaction of WR × Population was not significant ( $p = 0.82$ ), while the WR factor was significant, at  $p = 0.0006$ . The population factor, instead, was not significant, with a  $p = 0.23$ . At 100% water availability, the phenolic compounds ranged from 164 to 174 mg 100 g<sup>-1</sup> FW, while at 50%, they ranged from 217 to 233 mg 100 g<sup>-1</sup> FW (Figure 3B). In both populations, the reduction in water induced an increase of 25% in total phenolics.

Significant correlations were found among chlorophyll and chlorophyll a fluorescence parameters, anthocyanins, and phenols. Anthocyanins were also significantly correlated with the number of reaction centers, the electron flux, and dissipation energy through the reaction centers (Table 2).

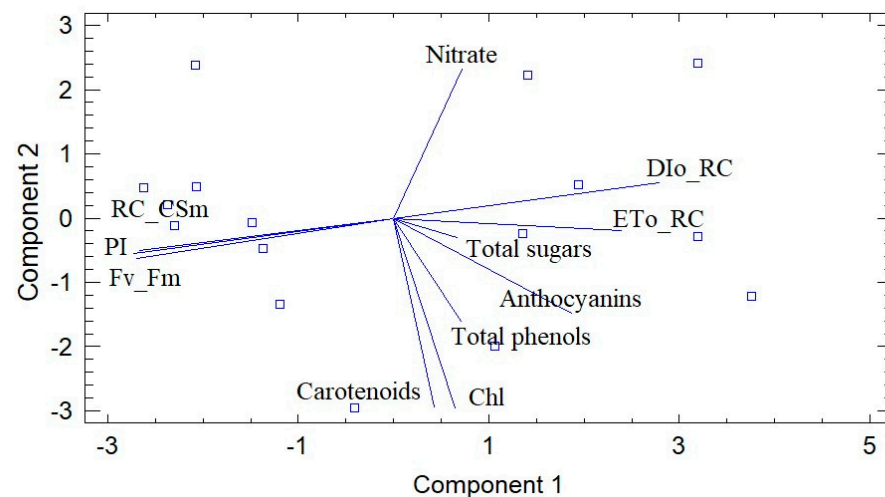


**Figure 3.** Anthocyanins expressed cyanidin-3-glucosides mg/100g FW (A), and phenolic compounds expressed as gallic acid mg/100 g FW (B). Their content in the fresh leaves of two wild hedge mustard populations, MI and BG, cultivated under different water availability levels (100% and 50%), were determined. Values are means with standard errors ( $n = 3$ ). Data were subjected to two-way ANOVA, and significant differences among means were determined using Tukey's post-test. Different letters indicate significant differences ( $p < 0.05$ ).

**Table 2.** Correlation coefficients of all parameters measured and significant correlations is reported with \* for  $p < 0.05$ .

	Total Sugars	Nitrate	Total Phenols	Anthocyanins	Chl	Carotenoids	PI	Fv/Fm	Dlo/RC	RC/CSm	ETo/RC
Total sugars		−0.016	0.215	0.113	0.090	−0.037	−0.194	−0.226	0.159	−0.100	0.194
Nitrate	−0.016		−0.223	−0.192	−0.206	−0.337	−0.342	−0.231	0.292	−0.341	0.171
Total phenols	0.215	−0.223		0.506 *	0.210	0.059	−0.037	−0.133	0.143	−0.051	0.327
Anthocyanins	0.113	−0.192	0.506 *		0.294	0.230	−0.483	−0.447	0.541 *	−0.535 *	0.619 *
Chl	0.090	−0.206	0.210	0.294		0.881 *	−0.0922	−0.096	0.095	−0.124	0.213
Carotenoids	−0.037	−0.337	0.059	0.230	0.881 *		−0.109	−0.064	0.031	−0.113	0.038
PI	−0.194	−0.342	−0.037	−0.483	−0.092	−0.109		0.949 *	−0.954 *	0.977 *	−0.673 *
Fv/Fm	−0.226	−0.231	−0.133	−0.447	−0.096	−0.065	0.949 *		−0.953 *	0.947 *	−0.670 *
Dlo/RC	0.159	0.292	0.143	0.541 *	0.095	0.031	−0.954 *	−0.954 *		−0.967 *	0.827 *
RC/CSm	−0.100	−0.342	−0.052	−0.535 *	−0.124	−0.113	0.977 *	0.947 *	−0.967 *		−0.702 *
ETo/RC	0.194	0.171	0.327	0.620 *	0.213	0.038	−0.673 *	−0.670 *	0.827 *	−0.702 *	

The PCA performed using all analytical data revealed that there was no clear separation of components among the parameters measured (Figure 4). The results indicated that there was no significant separation between the wild population and WR regimes.



**Figure 4.** Biplot of principal component analysis results of all parameters measured in the two populations under two water regimes.

#### 4. Discussion

In the cultivation of leafy vegetables, the water availability for fresh-cut or minimally processed production chains is very important. The reduction in water supply can prevent excessive leaching and loss of nutrients into the soil, avoiding underground water pollution. At the agronomic level, during winter growing cycles, the reduction in the irrigation water can limit the incidence of fungal diseases. However, the reduction in water supply can increase the nitrate concentration, with a negative effect on quality [15]. In the present study, the yield of hedge mustard was different between populations, but it was not affected by water reduction, indicating the ability of this species to grow under water shortage. Wild species are usually more tolerant than their cultivated relatives. This evidence has been reported for cotton, potato, maize, rice, and soybean [16,17] plants. It is well-known that wild relatives are a good source of tolerant traits against abiotic stresses, which is useful in genetic improvement programs. However, transferring a trait from a wild species to cultivated ones is not easy and requires many years of work. Therefore, direct screening of suitable new wild species for agricultural purposes can provide a fast product innovation. In the fresh-cut industry, the identification of new crops with high nutritional quality is highly desired [18]. Several studies have been carried out to provide information on the potential use of wild or underutilized species as baby leaves for the fresh-cut industries. The effect of water reduction availability was evaluated on both the primary and secondary metabolism. The influence of water limitation on the primary metabolism was evaluated at harvesting time by measuring the chlorophyll concentration and the chlorophyll *a* fluorescence [19]. The chlorophyll concentration is important in leafy vegetables because it is connected to the photosynthetic machinery and the light harvesting complex, but also to the visual appearance of the produce, along with anthocyanins [20]. Chlorophyll *a* fluorescence measurements are important for understanding the stress conditions of crops, and they allow us to estimate the light use efficiency [21]. The obtained results were similar to those reported in previous studies focused on the comparison of hedge mustard in fertilization experiments [9] and wild populations [4]. The total carotenoids showed the same trend as chlorophyll, and did not change. Carotenoids are antioxidants, and have chlorophyll protection functions. However, they can contribute to the production of total antioxidants and enhance the nutritional quality of the product.

The nitrate concentration was measured since, for leafy vegetable production, there are limits imposed by European Union [22] for their commercialization. The EU regulation n. 1258/2011 reported that for some Brassiceae, including the *Sisymbrium tenuifolium*, the limits were differentiated among crops and in different cultivation periods. In winter (1 October to 31 March) the limits are 7000 mg kg<sup>-1</sup> FW, and 6000 mg kg<sup>-1</sup> FW in summer



(1 April to 30 September). The results demonstrated that the two populations have different nitrate accumulation abilities, but neither nitrate concentrations overcame the EU limits under water stress. The MI showed higher leaf nitrate concentrations, and these findings confirm previous data [9]. However, the leaf pigment concentration can vary with growing periods [4,9]. Nitrates, as sugars, can contribute to osmotic adjustment under drought stress. A slight increase in total sugars was observed under 50% water reduction conditions in BG population. The lack of increase in these two parameters suggests that the 50% water reduction did not induce significant stress in the hedge mustard.

Total sugars are important, because they represent the energy source of plants for their metabolism and are required for respiration after harvest. The amount of total sugars is important for the post-harvest storage duration and shelf-life of leafy vegetables.

Among the secondary metabolites, anthocyanins and phenolic compounds were monitored, and the results indicated that lower water availability increased the phenolic compounds. Since glucosinolates and phenolic compounds contribute to beneficial effects on human health, many of the secondary metabolites have pharmacological properties [8]. *Sisymbrium officinale* (L.) has been widely studied for its potential pharmaceutical applications. It has been found that its extracts are able to inhibit mutagenicity in vitro [23]. The isopropylisothiocyanate and 2-buthylisothiocyanate isolated from hedge mustard were tested in vitro and found to be potent agonists of TRPA1 [24]. Glucoputranjivin has been also found to be a selective agonist of the T2R16 receptor [25]. Anti-arthritis activity was also observed for the dichloromethane extracts in vitro using rat liver microsomal cells. *S. officinale* extracts were able to reduce the production of the pro-inflammatory mediator nitric oxide, as well as lipid peroxidation [6]. The efficacy of *S. officinale* extracts depends on the concentration of bioactive compounds. The obtained results suggest that a water reduction of up to 50% of the water availability does not affect the yield, and even induces an increase in bioactive compounds of this species. Similar results have been reported for rapeseed (*Brassica napus* L.), which, grown under drought stress, showed an increase in chlorophylls, carotenoids, total pigment, phenolic compounds, flavonoids, and antioxidant activities [26]. The effects of water reduction was also studied in wild rocket (*Diplotaxis tenuifolia* L.) for which the water supply was 50% of the evapotranspiration, and it was found to increase total phenols, total carotenoids, and nitrates [15].

The increase in antioxidant compounds under abiotic stress is a crop defense mechanism that invests energy for the biosynthesis of secondary metabolites. Antioxidant compounds reduce the ROS accumulation and increase crop tolerance to abiotic stress. Crops with fast and positive responses to the abiotic stress have a higher adaptation ability and a higher nutritional quality.

## 5. Conclusions

Hedge mustard could be considered a potential cultivable wild species as a new leafy vegetable for the fresh-cut industry production chain. It can be suitable for expanding the vegetable production in geographical areas with reduced water availability. This species could be an optimal crop for winter cultivation, when irrigation is reduced to avoid the incidence of fungal diseases. Between the two wild populations, the best performance was observed in the BG population. However, further investigations are required for understanding the minimum water availability that affects the crop's performance, in order to better exploit its tolerance against drought.

**Author Contributions:** Conceptualization, A.B. and A.F.; methodology, M.G. and G.B.; formal analysis, M.G. and G.B.; investigation, M.G.; data curation, M.G.; writing—original draft preparation, M.G. and A.F.; writing—review and editing, G.B., A.B. and A.F.; visualization, M.G.; supervision, A.F.; project administration, A.B.; funding acquisition, A.B. All authors have read and agreed to the published version of the manuscript.

**Funding:** This research was funded by Fondazione Cariplo, ERISIMO A MILANO project, no. 2017-1653.

**Data Availability Statement:** Data are available upon request.

**Conflicts of Interest:** The authors declare no conflict of interest.

## References

1. Sánchez-Mata, M.C.; Cabrera Loera, R.D.; Morales, P.; Fernández-Ruiz, V.; Cámara, M.; Díez Marqués, C.; Tardío, J. Wild vegetables of the Mediterranean area as valuable sources of bioactive compounds. *Genet. Resour. Crop Evol.* **2012**, *59*, 431–443. [\[CrossRef\]](#)
2. Zorzan, M.; Zucca, P.; Collazuol, D.; Peddio, S.; Rescigno, A.; Pezzani, R. *Sisymbrium officinale*, the plant of singers: A review of its properties and uses. *Planta Medica* **2020**, *86*, 307–311. [\[CrossRef\]](#)
3. Montanarella, L.; Panagos, P. The relevance of sustainable soil management within the European Green Deal. *Land Use Policy* **2021**, *100*, 104950. [\[CrossRef\]](#)
4. Guarise, M.; Borgonovo, G.; Bassoli, A.; Ferrante, A. Evaluation of two wild populations of hedge mustard (*Sisymbrium officinale* (L.) Scop.) as a potential leafy vegetable. *Horticulturae* **2019**, *5*, 13. [\[CrossRef\]](#)
5. Calcinoni, O.; Borgonovo, G.; Cassanelli, A.; Banfi, E.; Bassoli, A. Herbs for Voice Database: Developing a rational approach to the study of herbal remedies used in voice care. *J. Voice* **2021**, *35*, 807–e33. [\[CrossRef\]](#)
6. Amodeo, V.; Marrelli, M.; Pontieri, V.; Cassano, R.; Trombino, S.; Conforti, F.; Statti, G. *Chenopodium album* L. and *Sisymbrium officinale* (L.) Scop.: Phytochemical Content and in vitro antioxidant and anti-Inflammatory potential. *Plants* **2019**, *8*, 505. [\[CrossRef\]](#)
7. Đulović, A.; Popović, M.; Burčul, F.; Čikeš Čulić, V.; Marijan, S.; Ruščić, M.; Anđelković, N.; Blažević, I. Glucosinolates of *Sisymbrium officinale* and *S. orientale*. *Molecules* **2022**, *27*, 8431. [\[CrossRef\]](#) [\[PubMed\]](#)
8. Carnat, A.; Fraisse, D.; Carnat, A.P.; Groubert, A.; Lamaison, J.L. Normalization of hedge mustard, *Sisymbrium officinale* L. *Ann. Pharm. Française* **1998**, *56*, 36–39.
9. Guarise, M.; Borgonovo, G.; Bassoli, A.; Ferrante, A. Effect of fertilization on yield and quality of *Sisymbrium officinale* (L.) Scop. grown as leafy vegetable crop. *Agronomy* **2019**, *9*, 401. [\[CrossRef\]](#)
10. Hilhorst, H.W.; Karssen, C.M. Nitrate reductase independent stimulation of seed germination in *Sisymbrium officinale* L. (hedge mustard) by light and nitrate. *Ann. Bot.* **1989**, *63*, 131–137. [\[CrossRef\]](#)
11. Lichtenthaler, H.K. Chlorophylls and carotenoids: Pigments of photosynthetic membranes. *Methods Enzymol.* **1987**, *148*, 350–382.
12. Ferrante, A.; Incrocci, L.; Maggini, R.; Serra, G.; Tognoni, F. Colour changes of fresh-cut leafy vegetables during storage. *J. Food Agric. Environ.* **2004**, *2*, 40–44.
13. Cataldo, C.A.; Maroon, M.; Schrader, L.E.; Youngs, V.L. Rapid colorimetric determination of nitrate in plant tissue by titration of salicylic acid. *Commun. Soil Sci. Plant Anal.* **1975**, *6*, 71–80. [\[CrossRef\]](#)
14. Yemm, E.W.; Willis, A.J. The estimation of carbohydrates in plant extracts by anthrone. *Biochem. J.* **1954**, *57*, 508–514. [\[CrossRef\]](#)
15. Schiattone, M.I.; Boari, F.; Cantore, V.; Castronuovo, D.; Denora, M.; Di Venere, D.; Perniola, M.; Sergio, L.; Todorovic, M.; Candido, V. Effect of water regime, nitrogen level and biostimulants application on yield and quality traits of wild rocket [*Diplaxis tenuifolia* (L.) DC.]. *Agric. Water Manag.* **2023**, *277*, 108078. [\[CrossRef\]](#)
16. Arvin, M.J.; Donnelly, D.J. Screening potato cultivars and wild species to abiotic stresses using an electrolyte leakage bioassay. *J. Agric. Sci. Technol.* **2008**, *10*, 33–42.
17. Mammadov, J.; Buyyarapu, R.; Guttikonda, S.K.; Parliament, K.; Abdurakhmonov, I.Y.; Kumpatla, S.P. Wild relatives of maize, rice, cotton, and soybean: Treasure troves for tolerance to biotic and abiotic stresses. *Front. Plant Sci.* **2018**, *9*, 886. [\[CrossRef\]](#)
18. Nicola, S.; Cocetta, G.; Ferrante, A.; Ertani, A. Fresh-cut produce quality: Implications for postharvest. In *Postharvest Handling*; Academic Press: Cambridge, MA, USA, 2022; pp. 187–250.
19. Stirbet, A. On the relation between the Kautsky effect (chlorophyll a fluorescence induction) and photosystem II: Basics and applications of the OJIP fluorescence transient. *J. Photochem. Photobiol. B Biol.* **2011**, *104*, 236–257. [\[CrossRef\]](#)
20. Grieco, M.; Tikkanen, M.; Paakkari, V.; Kangasjärvi, S.; Aro, E.M. Steady-state phosphorylation of light-harvesting complex II proteins preserves photosystem I under fluctuating white light. *Plant Physiol.* **2012**, *160*, 1896–1910. [\[CrossRef\]](#)
21. Maxwell, K.; Johnson, G.N. Chlorophyll fluorescence—A practical guide. *Ex. Bot. J.* **2000**, *51*, 659–668. [\[CrossRef\]](#)
22. Cavaiuolo, M.; Ferrante, A. Nitrates and glucosinolates as strong determinants of the nutritional quality in rocket leafy salads. *Nutrients* **2014**, *6*, 1519–1538. [\[CrossRef\]](#) [\[PubMed\]](#)
23. Di Sotto, A.; Di Giacomo, S.; Toniolo, C.; Nicoletti, M.; Mazzanti, G. *Sisymbrium officinale* (L.) Scop. and its polyphenolic fractions inhibit the mutagenicity of Tert-butylhydroperoxide in *Escherichia Coli* WP2uvrAR strain. *Phytother. Res.* **2016**, *30*, 829–834. [\[CrossRef\]](#) [\[PubMed\]](#)
24. Borgonovo, G.; Zimbaldi, N.; Guarise, M.; De Nisi, P.; De Petrocellis, L.; Schiano Moriello, A.; Bassoli, A. Isothiocyanates and glucosinolates from *Sisymbrium officinale* (L.) Scop. (“the Singers’ Plant”): Isolation and in vitro assays on the somatosensory and pain receptor TRPA1 channel. *Molecules* **2019**, *24*, 949. [\[CrossRef\]](#) [\[PubMed\]](#)

25. Borgonovo, G.; Zimbaldi, N.; Guarise, M.; Bedussi, F.; Winnig, M.; Vennegeerts, T.; Bassoli, A. Glucosinolates in *Sisymbrium officinale* (L.) Scop.: Comparative analysis in cultivated and wild plants and in vitro assays with T2Rs bitter taste receptors. *Molecules* **2019**, *24*, 4572. [[CrossRef](#)]
26. Salami, M.; Heidari, B.; Tan, H. Comparative profiling of polyphenols and antioxidants and analysis of antiglycation activities in rapeseed (*Brassica napus* L.) under different moisture regimes. *Food Chem.* **2023**, *399*, 133946. [[CrossRef](#)]

**Disclaimer/Publisher's Note:** The statements, opinions and data contained in all publications are solely those of the individual author(s) and contributor(s) and not of MDPI and/or the editor(s). MDPI and/or the editor(s) disclaim responsibility for any injury to people or property resulting from any ideas, methods, instructions or products referred to in the content.