



Article

Optimum Biodiesel Production Using Ductile Cast Iron as a Heterogeneous Catalyst

Nada Amr El-Khashab, Marwa Mohamed Naeem and Mai Hassan Roushdy *

Chemical Engineering Department, Faculty of Engineering, The British University in Egypt, El-Sherouk City 11837, Egypt; nada173490@bue.edu.eg (N.A.E.-K.); marwa.mohamed@bue.edu.eg (M.M.N.)

* Correspondence: mai.hassan@bue.edu.eg

Abstract: Biofuels production become a target for many researchers nowadays. Biodiesel is one of the most important biofuels that are produced from biomass using economics and modern techniques. The ductile cast iron solid waste dust is one of the wastes produced by the cast iron industry which has a bad effect on the environment. This paper investigates the possibility of reusing ductile cast iron solid waste as a biodiesel heterogeneous catalyst used in its production from sunflower waste cooking oil. Four reaction parameters were chosen to determine their effect on the reaction responses. The reaction parameters are M:O ratio, reaction time and temperature, and catalyst loading. The reaction responses are the biodiesel and glycerol conversions. The upper and lower limits are selected for each reaction parameter such as (50–70 °C) reaction temperature, (5–20) methanol to oil molar ratio, (1–5%) catalyst loading, and (1–4 h) reaction time. Optimization was done with economic and environmental targets which include lowering the biodiesel production cost, increasing the volume of biodiesel produced, and decreasing the amount of resulting glycerol. The optimum reactions are 20:1 M:O molar ratio, 65 °C reaction temperature, 5 wt% catalyst loading, 2 h reaction time, and a stirring rate of 750 rpm. The biodiesel conversion resulting at this optimum reaction conditions is 91.7 percent with agreed with all biodiesel standards. The catalyst usability test was done it was found the catalyst can be used up to 4 times after that a fresh catalyst is required to be used.

Keywords: biodiesel; ductile cast iron; solid waste; MgO; response surface methodology; optimization



Citation: El-Khashab, N.A.; Naeem, M.M.; Roushdy, M.H. Optimum Biodiesel Production Using Ductile Cast Iron as a Heterogeneous Catalyst. *ChemEngineering* **2022**, *6*, 40. <https://doi.org/10.3390/chemengineering6030040>

Academic Editors: Venko N. Beschkov, Konstantin Petrov and Dmitry Y. Murzin

Received: 18 April 2022

Accepted: 23 May 2022

Published: 27 May 2022

Publisher's Note: MDPI stays neutral with regard to jurisdictional claims in published maps and institutional affiliations.



Copyright: © 2022 by the authors. Licensee MDPI, Basel, Switzerland. This article is an open access article distributed under the terms and conditions of the Creative Commons Attribution (CC BY) license (<https://creativecommons.org/licenses/by/4.0/>).

1. Introduction

Economic and social evolution relies extremely on energy. The global energy crisis and rising awareness of the vitality of environment preservation, are the originators behind the development and exploration of renewable energy to act as a replacement for non-renewable energy which is facing rapid depletion. Currently, noteworthy attention has been directed towards biofuels as a renewable energy resource. Biodiesel, which mostly comprises fatty acid methyl esters, possesses beneficial qualities such as low sulfur content, low toxicity, and low carbon dioxide and carbon monoxide emissions along with being biodegradable and renewable [1,2].

The production process of biodiesel could be converted to being mostly green through the employment of wastes. As a demonstration, wastes could be utilized in two different forms in the process which are as follows; at first, the utilization of waste cooking oil which refers to second-hand vegetable oil as a feedstock. It was proposed that waste cooking oil would act as an efficient, cost-effective, available feedstock along with offering an environmental advantage along with an economical one owing to the 60–70% reduction in feedstock costs which represents 70–95% of total production cost [3–6].

Several studies were conducted to confirm the viability of such a theory. A study was conducted by Sahar et al. where a waste cooking oil was utilized in a trans-esterification reaction in the presence KOH as an alkali catalyst to produce biodiesel. The yield of Fatty acid methyl ester attained was about 94% in the presence of a 1% catalyst at a temperature

50 °C. The characterization results confirmed the possibility of employing waste cooking oils in biodiesel production based on ASTM standards [7]. Moreover, another study was performed by da Silva et al. which affirmed and used the waste cooking oil as a raw material to produce high-quality biodiesel and to provide a feasibility condition to use the residual glycerol [8].

At present, the production of biodiesel is undergone in the presence of homogeneous catalysts such as potassium and sodium hydroxide due to their availability and feasibility. However, the total process cost had suffered a significant increase due to the major limitations it possesses which can only be minimized through the utilization of a heterogeneous catalyst. Heterogeneous catalysts are known to be non-corrosive, ecological, with superior selectivity, and activity, separated with ease from liquid products and minimal problems in the disposal. Furthermore, there are numerous types of heterogeneous catalysts such as acids, bases, and enzymes [9–11].

Many researchers focused their efforts on the employment of industrial and municipal wastes as heterogeneous catalysts for biodiesel. The employment of waste-derived catalyst which could be industrial, or municipal is designated as being highly advantageous as it introduces the conversion of wastes that are readily available and requires disposal to a significant asset for biodiesel production and thus, achieving solid waste management and economic efficiency due to its low cost along with being environmentally friendly. These materials are readily available and constitute some active metal oxides such as CaO and MgO making them an appealing option [12].

There were various research and studies concerning the employment of waste-derived catalysts. At first, the electric arc furnace dust solid waste which is significantly hazardous was analyzed in a study constructed by Khodary et al. This study examined and confirmed the economical production of biodiesel from sunflower oil in the presence of the aforementioned solid waste as a heterogeneous catalyst with bearing mind that this catalyst is composed mainly of oxides specifically ZnO, CaO, Fe₂O₃ and SiO₂, and the optimum biodiesel yield was 96% at conditions of 20:1 methanol: oil molar ratio, 1 h as a reaction time, 57 °C as a reaction temperature and 5% catalyst loading [1]. Another solid waste was employed as a heterogeneous catalyst for biodiesel production which was waste iron filling. Ajala et al. analyzed the utilization of solid waste in the production process of biodiesel from waste cooking oil. The waste iron filling was utilized in synthesizing α -Fe₂O₃ through co-precipitation into acidic solid catalysts and achieved a yield of biodiesel 87, 90, and 92% respectively at conditions of 12:1 methanol: oil molar ratio, 3 h as a reaction time, 80 °C as a reaction temperature and 6% catalyst loading [13]. Furthermore, Rasouli & Esmaili established a study that examined biodiesel production by transesterification of goat fat in the presence of a magnesium oxide (MgO) nano-catalyst at a temperature of 70 °C, a methanol/oil molar ratio of 12:1, a catalyst content of 1 wt. percent and a reaction period of 3 h, the maximum biodiesel yield of 93.12 percent was attained [14].

The ductile cast iron industry is a prosperous industry where the manufacturing has seen rapid growth due to ductility, elevated strength, and impact toughness in comparison to other steel grades, corrosion, and wear resistance because of graphite morphology modification which involves pure or an alloy of magnesium addition converting lamellar to a globular shape when crystallized. Initially, the core wire technique is defined as a graphite morphology modification method of simple mannerism where the core wire is injected into molten cast iron. The difficulty arises in magnesium's reaction with molten iron due to Mg's lower boiling point leading to spontaneous MgO fumes release and low yield in adsorption. The aversion to air pollution through a collection of dust formed by filtration leads to solid waste creation which requires handling to avert risks of land contamination and respiratory diseases [15].

This paper examines the utilization of ductile cast iron solid waste as a heterogeneous catalyst in a trans-esterification reaction to produce biodiesel using optimum, low energy, and economic process. This research examines biodiesel production using waste cooking oil, and ductile cast iron solid wastes which are considered dangerous materials to the

environment so this research will have environmental benefit in addition to the economic benefit because using waste materials as a replacement for raw materials.

2. Methodology for Research

2.1. Raw Materials

The materials used in this research are described as follows:

- Ductile cast iron supplied from Cairo Great Foundries, Cairo, Egypt.
- Methanol 99% was supplied by Morgan Chemical company Ltd., Cairo, Egypt.
- Sunflower waste cooking oil provided (SFWCO) by Egyptian restaurants and cafes which is characterized by chemical and physicochemical properties as shown in Figure 1 and Table 1. The method used for determining the Physicochemical properties of oil was mentioned in Roushdy [16].

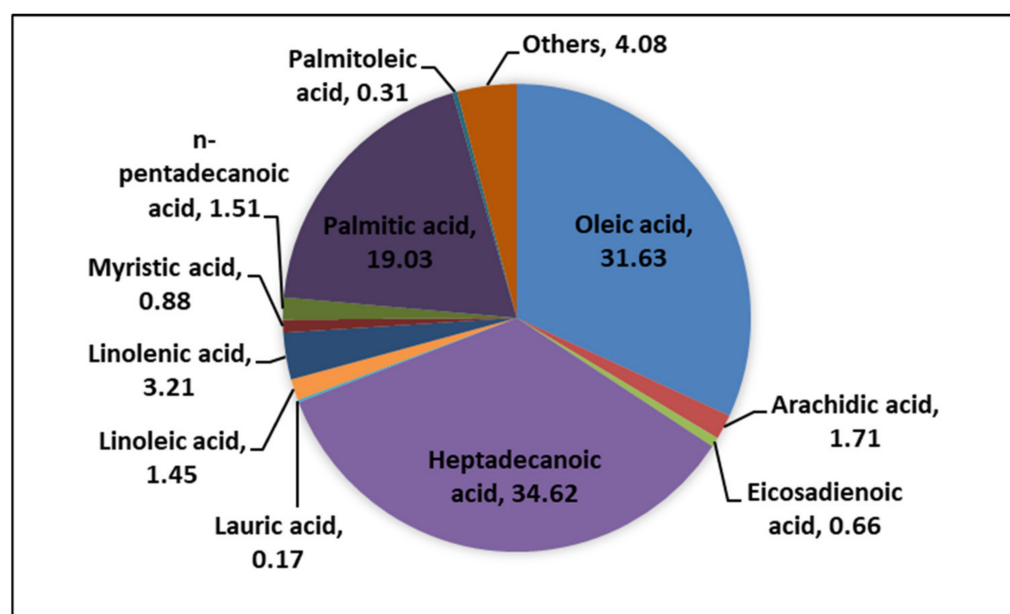


Figure 1. Chemical composition of oil.

Table 1. Physicochemical properties of oil.

Property	Molecular Weight	Acid Value (mg of KOH/g of Oil)	Density of 25 °C (kg/m ³)	Viscosity at 40 °C
Value	822.7268	1.3	887	35.8

2.2. Solid Waste Preparation

The solid molds were collected from the ductile cast iron factory from the dust accumulated around the furnace that was used to produce the ductile cast iron using the core wire technique.

2.3. Assessment of Solid Waste

The used characterization methods for the solid waste are described in the Table 2.

Table 2. Assessment method for the used solid waste.


Method/Technique	Importance	Description	Standard
X-ray fluorescence (XRF)	Evaluate the amounts of each oxide in the solid waste	The analysis was done at a humidity of $44\% \pm 1\%$ and a temperature of $22\text{ }^{\circ}\text{C} \pm 1\text{ }^{\circ}\text{C}$	ASTM guidelines (C114-18) [17]
X-ray Diffraction (XRD)	Identify the phases contained in a substance	Using a PANalytical computer-certified program (X' Pert High Score Software 2006—Licensed modules: PW3209) with the aid of the International Center of Diffraction Database (ICDD) received with the X-ray diffraction equipment (X' Pert Pro PANalytical—Manufactured by Panalytical B.V Company, Almelo, Netherlands. The anode material was copper, and the scan was continuous. 30 mA and 40 KV were the default settings.	(ISO 9001/14001 KEMA-0.75160) [18,19]
Particle size distribution (PSD)	The particle size distribution determination	The particle size distribution is determined using a set of standard screens with a standard opening.	<ul style="list-style-type: none"> • ASTM D 422/2007 for the method [20] • ASTM E 11/2009 for the sieves [21]

2.4. Collection and Preparation of Waste Sunflower Cooking Oil

Sunflower waste cooking oil (SFWCO) was a discarded item in many households. A centrifuge and filter were used to remove any suspended particulates, fried food particles, and other pollutants, and it was then dried at $105\text{ }^{\circ}\text{C}$ for two hours to eliminate the water.

2.5. Experimental Work Done to Produce Biodiesel

The experimental step that was used for biodiesel production as shown in Figure 2 can be described as follow:

**Figure 2.** Experimental setup.

1. Round bottom flask was used as a batch biodiesel reactor
2. Magnetic stirrer on which the biodiesel reactor is put. This stirrer is used for providing a good reaction mixing.
3. Heater that is provided with the stirrer to provide the required reaction temperature for the transesterification reaction.
4. Thermometer is used to measure the reaction temperature
5. A reflux fitted with the batch reactor to prevent methanol escape by condensation.

The oil, methanol, and the solid catalyst were added to the batch biodiesel reactor taking into consideration the required catalyst percentage and methanol to oil ratio than the reaction temperature was adjusted, and the reaction timer started and adjust for a certain time. When the reaction ended the solid catalyst was removed by the filter media and then glycerol was separated from the resulted biodiesel using a separating funnel finally the excess methanol was removed using $80\text{ }^{\circ}\text{C}$, 30 min drying. The biodiesel conversion was calculated by the weight ratio between the resulted biodiesel and the used SFWCO.

2.6. Experimental Design

The surface methodological technique (RSM) was utilized to design the experimental work, and a detailed analysis of the process was generated using Design-Expert version 13 [20]. The process response is the conversion of biodiesel and glycerol while the reaction variables are shown in Table 3.

Table 3. Reaction parameters and their limits.

Process Parameter	Unit	Lower Limit	Upper Limit
Reaction time	h	1	4
Methanol to oil molar ratio	-	5	20
Catalyst loading	%	1	5
Reaction temperature	°C	50	70
Stirring rate	rpm	750	

Based on reaction parameters used by Rasouli & Esmaeili in their paper, the processing parameters and ranges were chosen [14]. Thirty experimental runs were generated by the design expert program [22] using the central composite design technique (CCD) as shown in Table 4. The conditions in experimental runs 25 to 30 represent the design center point. The optimization process was done based on the economic purpose to maximize biodiesel production while minimizing production cost. This target was reached by minimizing both reaction time and temperature, maximizing the biodiesel production rate, and minimizing the glycerol production rate.

Table 4. Design expert suggested experiments.

No.	Temperature, °C	Reaction Time, h	Catalyst Loading, %	Methanol/Oil Ratio
1	50	1	1	5
2	50	4	1	5
3	50	1	1	20
4	50	4	1	20
5	50	1	5	5
6	50	4	5	5
7	50	1	5	20
8	50	4	5	20
9	70	1	1	5
10	70	4	1	5
11	70	1	1	20
12	70	4	1	20
13	70	1	5	5
14	70	4	5	5
15	70	1	5	20
16	70	4	5	20
17	60	0.5	3	12.5
18	60	5.5	3	12.5
19	60	2.5	3	2.5
20	60	2.5	3	27.5
21	60	2.5	1	12.5
22	60	2.5	7	12.5
23	40	2.5	3	12.5
24	80	2.5	3	12.5
25–30	60	2.5	3	12.5

2.7. Optimum Biodiesel Sample Analysis

Two important tests must be done to make sure that the resulted product is biodiesel and complied with the standards required. The first test is gas chromatography (GC) which determines the amount of total fatty acid methyl ester (FAME), glycerol, and triglycerides in the biodiesel sample and compared it with the standards EN 14103 [23] and EN 14105 [24].

The second test is physicochemical determination and compares their results with the standards ASTM D6751 [25] and European Biodiesel Standard, EN 14214 [26].

2.8. Reusability Test of Biodiesel Catalyst

A reusable test was done using two methods under the resulted optimum conditions. Once the reaction ended the reaction product was filtered to remove the heterogeneous catalyst. The used method can be summarized in Table 5. The reaction conversion was calculated at the point of reuse to determine the catalyst efficiency and strength.

Table 5. Reusability Test.

Step	Details
Step 1: Washing Chemical Treatment Method for contaminations removal	Washed with methanol
Step 2: Drying	Dried at 80 °C for 30 min

3. Results and Discussion

3.1. Ductile Cast Iron Solid Waste Characterization

3.1.1. Chemical Analysis

The chemical analysis of the used ductile cast iron solid waste is shown in Table 6. Solid waste contains 88% MgO with negligible amounts of other oxides. Cast iron's high melting temperature causes more magnesium to be eliminated, resulting in a higher MgO percentage. It's due to the decomposition of the core wire structure in the foundry, which mostly releases MgO. The waste produced in an oxidation atmosphere and at high melting temperatures contains intermediate levels of zinc and iron oxides contaminated with carbonate elements, resulting in destruction and gas conversion as indicated by the L.O.I. %. This result indicates that the ductile cast iron solid waste is a promising biodiesel catalyst as MgO is good biodiesel based on previous researchers like Rasouli and Esmaeili [14].

Table 6. Chemical analysis of the ductile cast iron solid waste.

Oxide	Percentage, %
MgO	88
Fe ₂ O ₃	2.28
ZnO	4.2
Na ₂ O	0.4
SiO ₂	0.2
CaO	0.24
MnO	0.04
TiO ₂	0.02
K ₂ O	0.01
P ₂ O ₂	0.01
L.O.I	4.54

3.1.2. Mineralogical Analysis

The mineralogical analysis of the solid waste as shown in Figure 3 shows the major phase is Periclase which is the cubic form of magnesium oxide (MgO) [27]. Periclase is a relatively high-temperature mineral which confirmed what is mentioned in XRF analysis about Cast iron's high melting temperature which causes more magnesium to be eliminated, resulting in a higher MgO percentage. XRD analysis indicates that the MgO is found in its oxide shape not hydroxide or carbonated so no need for any heat or chemical treatment to be done on the catalyst before its usage so it will be used as it. There are also minor phases

which are Zincite (ZnO) and Osbornite (TiN). The colors of peaks of periclase, zincite, and osbornite are blue, green, and grey respectively.

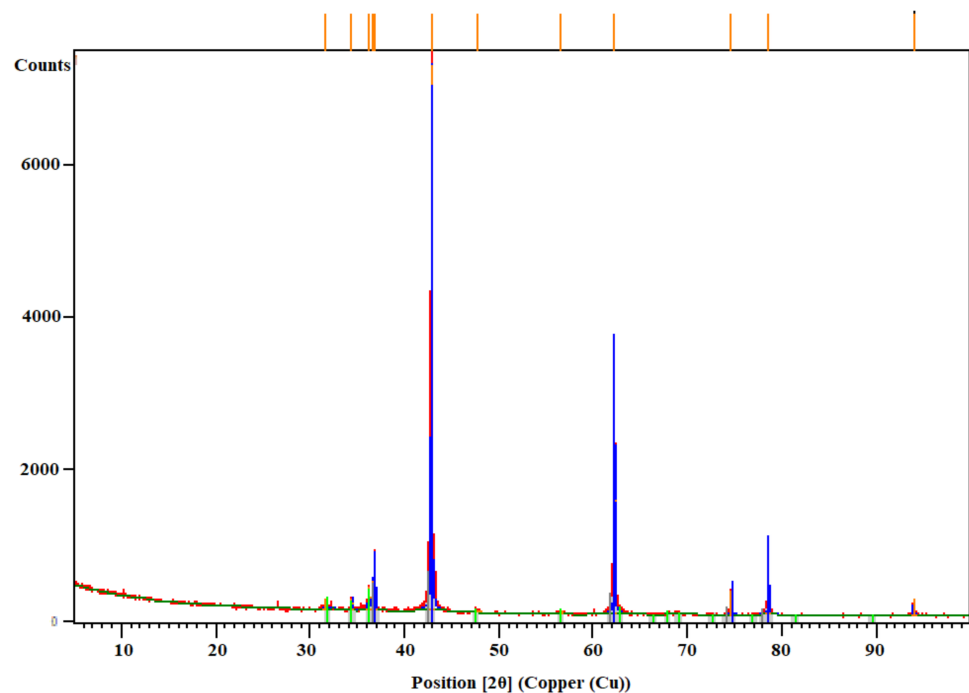


Figure 3. Mineralogical analysis of the ductile cast iron solid waste.

3.1.3. Screen Analysis

The cumulative screen analysis curve of the ductile cast iron solid waste is shown in Figure 4. The catalyst is extremely fine, and in the nano range as shown in this diagram. The average particle size was 0.098 μm . This indicates that this catalyst will be highly active as it has a high surface area and large number of active centers.

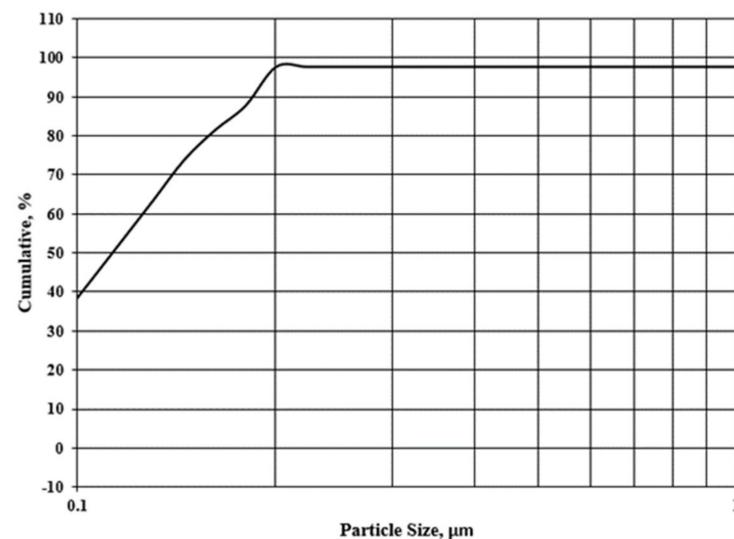


Figure 4. Cumulative screen analysis curve of the ductile cast iron solid waste.

3.2. Process Modelling Using Design Expert

The conversion of both biodiesel and glycerol was determined using the previously mentioned experimental run. The design expert with version 13 generated models which represent the relation between the process or reaction parameters and biodiesel and glycerol

conversion as a process response. ANOVA method is used at a confidence level of 95% to determine if the resulted models are significant or suitable or not by determining p and F values. The optimum significant model for biodiesel conversion is the two factors' interactions model (2FI) while for the glycerol conversion the significant model is the quadratic one. Because several terms are not significant in the model as their p -values are bigger than 0.1 so the models are simplified to reduced ones. The two modules are shown in Equations (1) and (2). The result table, which summarizes the ANOVA analysis, is a Tables 6 and 7. As shown in Figures 4 and 5, the calculated and experimental results for both biodiesel and glycerol conversions exhibit reasonable agreement as confirmed by Figures 5 and 6, and the values of R in Tables 7 and 8. This agreement confirms the adequacy of the models.

$$X = 3.157 A + 4.077 B + 0.107 C + 2.131 D - 0.037 BD - 88.022 \quad (1)$$

$$Y = 259.257 - 7.522 A - 4.233 B - 0.212 C - 4.316 D + 0.076 AD + 0.04 BD + 0.016 D^2 \quad (2)$$

where X denotes biodiesel conversion and Y denotes glycerol conversion, with reaction time A , methanol to oil ratio B , catalyst loading C , and reaction temperature D affecting both. All reaction parameters have a positive impact on the biodiesel conversion while have a negative impact on glycerol conversion.

Table 7. Results of ANOVA analysis for biodiesel response.

Source	Sum of Squares	df	Mean Square	F-Value	p -Value
Model	11,635.89	5	2327.18	312.43	<0.0001
A-Reaction Time	487.88	1	487.88	65.50	<0.0001
B-Methanol/oil ratio	4312.90	1	4312.90	579.03	<0.0001
C-Catalyst loading	0.9689	1	0.9689	0.1301	0.7215
D-Temperature	6715.29	1	6715.29	901.56	<0.0001
BD	121.00	1	121.00	16.24	0.0005
Residual	178.76	24	7.45		
Lack of Fit	178.76	19	9.41		
Pure Error	0.0000	5	0.0000		
Cor Total	11,814.65	29	Predicted R²	0.975	
R²	0.985		Adjusted R²	0.982	

Table 8. Results of ANOVA analysis for glycerol response.

Source	Sum of Squares	df	Mean Square	F-Value	p -Value
Model	11,518.89	7	1645.56	389.81	<0.0001
A-Reaction Time	436.59	1	436.59	103.42	<0.0001
B-Methanol/oil ratio	4095.97	1	4095.97	970.27	<0.0001
C-Catalyst loading	3.76	1	3.76	0.8896	0.3558
D-Temperature	6708.60	1	6708.60	1589.16	<0.0001
AD	20.57	1	20.57	4.87	0.0380
BD	144.36	1	144.36	34.20	<0.0001
D ²	76.26	1	76.26	18.06	0.0003
Residual	92.87	22	4.22		
Lack of Fit	92.87	17	5.46		
Pure Error	0.0000	5	0.0000		
Cor Total	11,611.76	29	Predicted R²	0.984	
R²	0.992		Adjusted R²	0.9895	

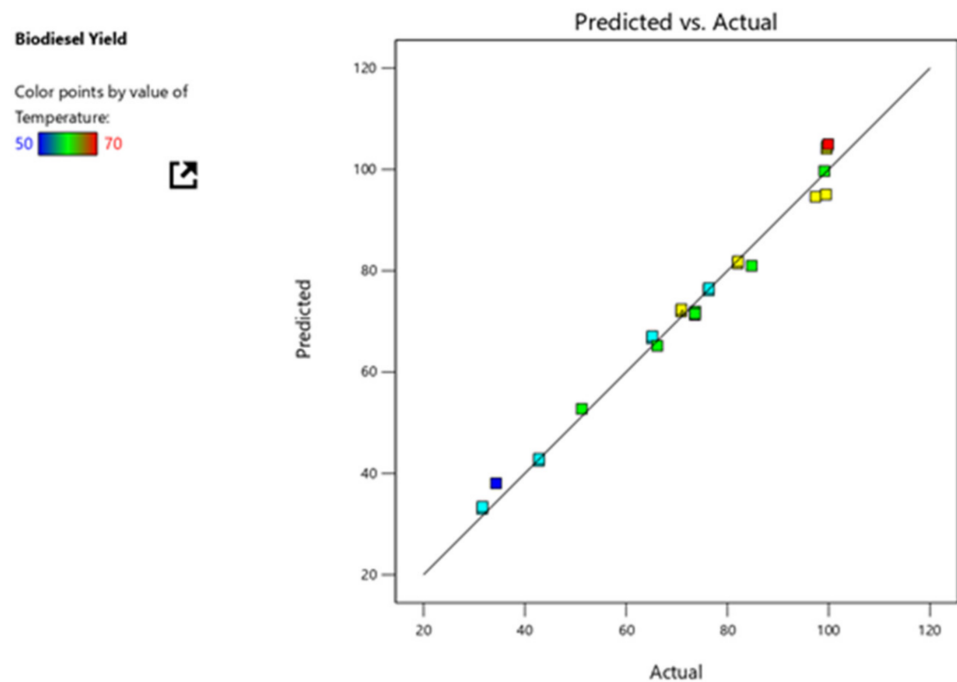


Figure 5. The link between the predicted and experimental biodiesel conversion.

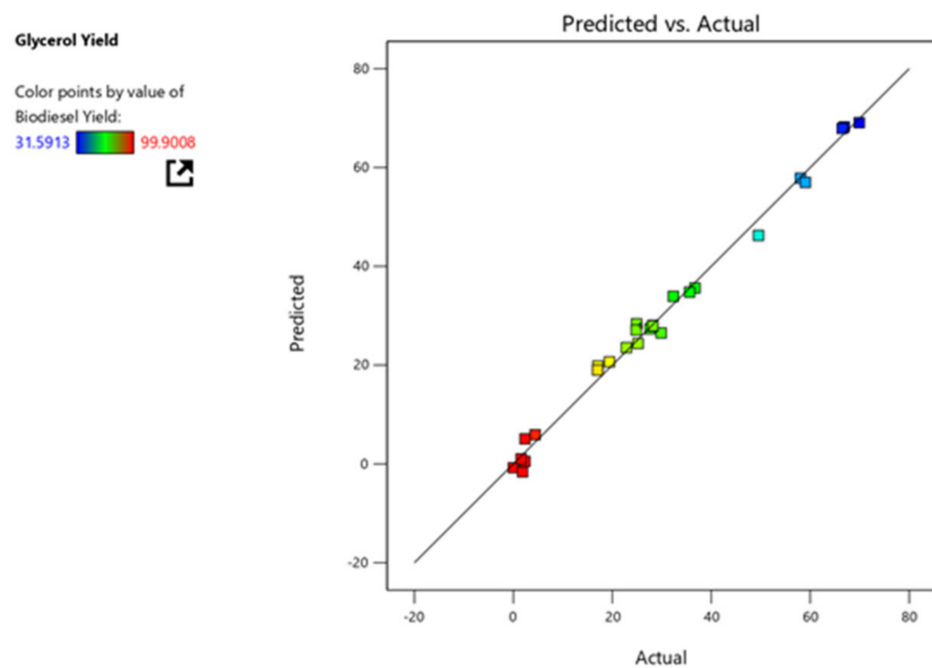


Figure 6. The link between the predicted and experimental glycerol conversion.

3.3. Variation of Biodiesel and Glycerol Conversions with Reaction Conditions

Figures 7 and 8 show the effect of each reaction parameter on both biodiesel and glycerol conversions. The two figures show that the reaction temperature and the M:O ratio have the greatest impact on both biodiesel and glycerol conversions than the reaction time while the amount of catalyst added to the reaction mixture has approximately no effect as it is not a significant factor as indicated by ANOVA analysis because its p -value is more than 0.05.

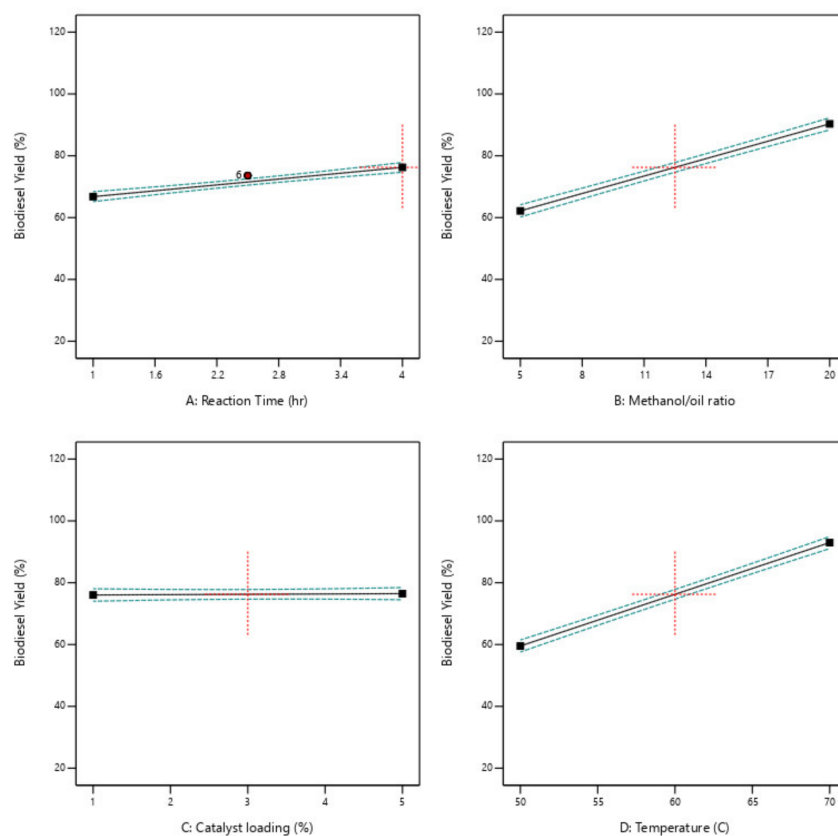


Figure 7. The impact of reaction parameters on biodiesel Yield.

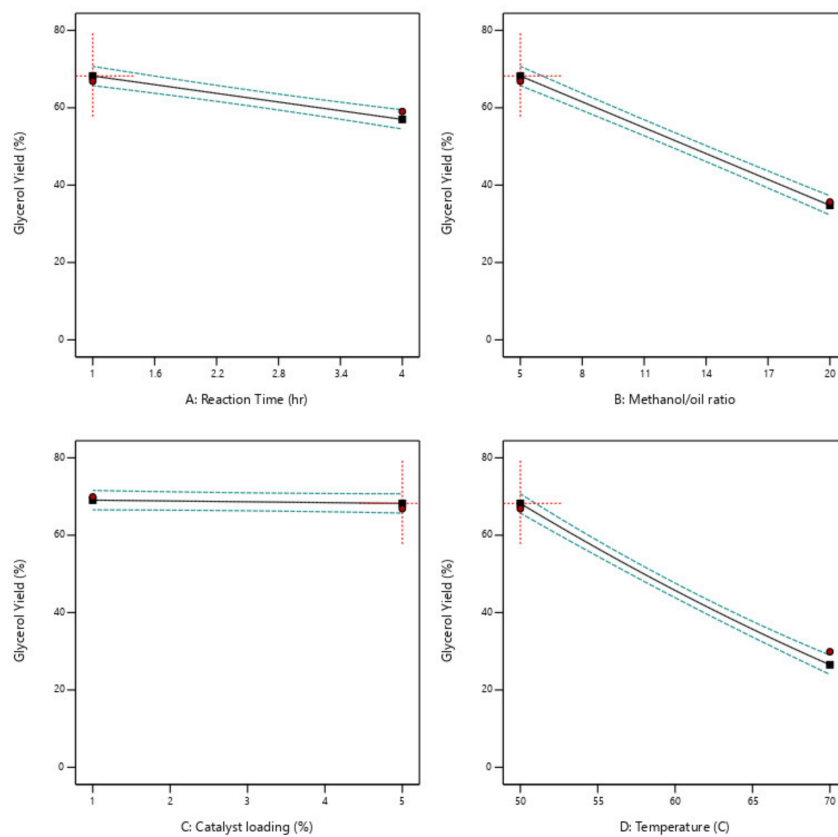


Figure 8. The impact of reaction parameters on glycerol conversion.

The methanol to oil ratio is an important reaction parameter in the transesterification reaction for biodiesel production. According to the balanced equation for the transesterification reaction, 3 moles of methanol are required to react with 1 mole of oil (Triglyceride, TG) to form 3 moles of biodiesel (fatty acid methyl ester, FAME) so the minimum methanol to oil ratio is 3. The used ratio must be more than 3 which means excess methanol which is important for reaction enhancement in the forward direction, so it was chosen to be in the range between 5 to 20. Increasing the methanol to oil ratio will enhance the reaction and thus increases the biodiesel conversion. The methanol to oil ratio has a negative effect on glycerol yield.

The reaction temperature is also an important reaction parameter. Increasing the reaction temperature will increase the reactant collision and decrease the viscosity of oil to increase the biodiesel conversion. The reaction temperature has a negative effect on glycerol yield.

Increasing the reaction time has positive effect on biodiesel yield as it gives more time for reactants to react. The reaction time has a negative effect on glycerol yield.

3.4. The Reaction Parameters Interactions with Both Biodiesel and Glycerol Conversion

Figure 9 shows the relationship between biodiesel conversion and the M:O ratio and the reaction temperature interaction (BD). Figure 10 shows the relationship between glycerol conversion and the reaction temperature and time interaction (AD). Figure 11 shows the relationship between glycerol conversion and the M:O ratio and the reaction temperature interaction (BD).

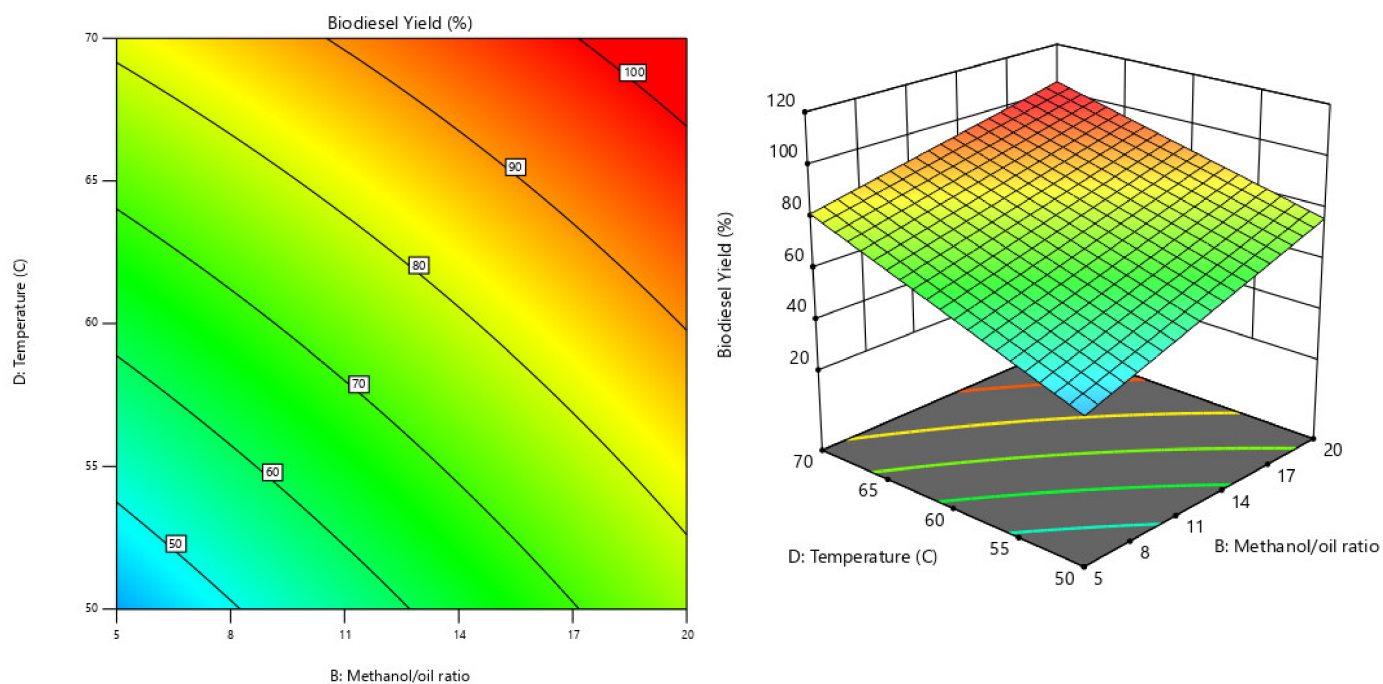


Figure 9. The link between biodiesel conversion, M:O ratio, and reaction temperature interactions as a contour and surface graph.

3.5. Process Optimization

Based on the goals shown in Table 9, the design expert program generated 10 suggested solutions with different desirability and then select the optimum solution with the highest desirability as shown in Table 9.

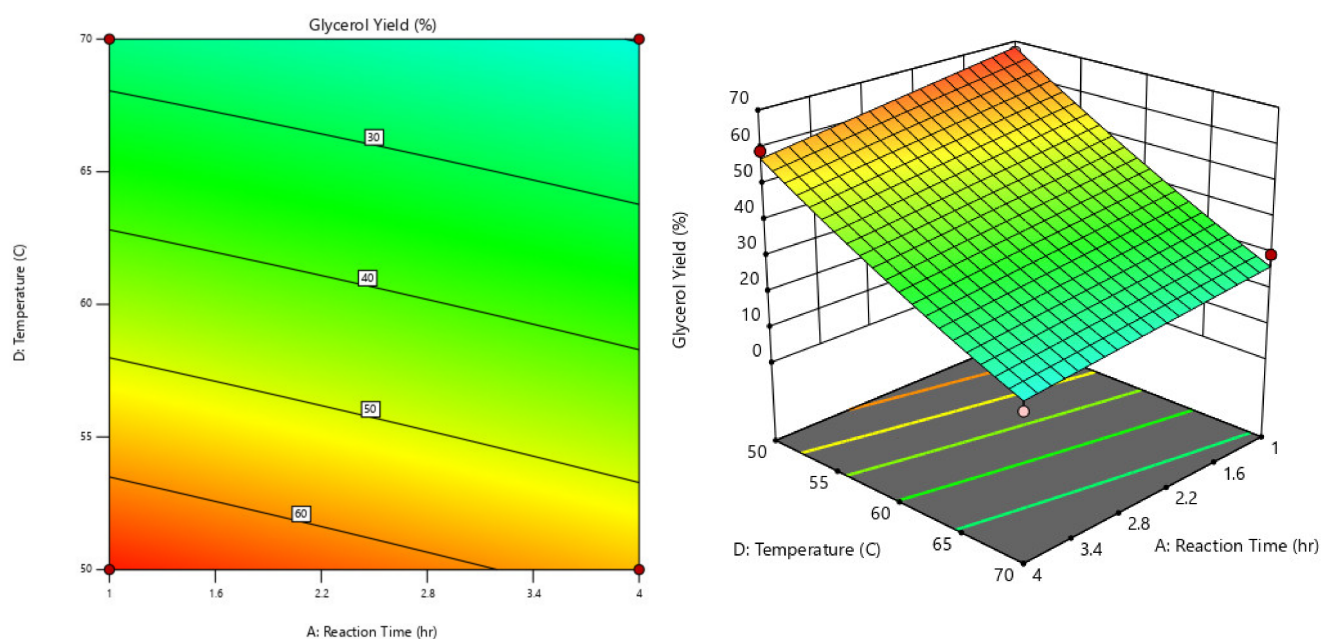


Figure 10. The link between glycerol conversion, reaction time, and reaction temperature interactions is given as a contour and surface graph.

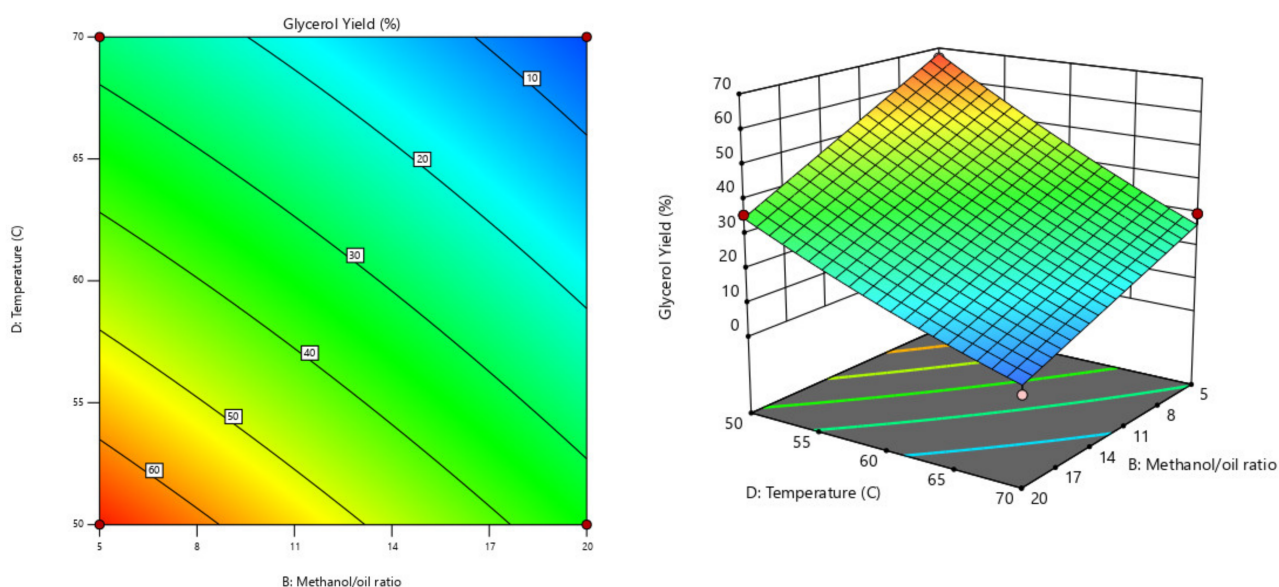


Figure 11. The link between glycerol conversion, M:O ratio, and the reaction temperature interactions is given as a contour and surface graph.

Table 9. Optimization Goals and Results.

Reaction Parameter/Response	Goal	Resulted Value
A: Reaction Time	minimize	2 h
B: Methanol/oil ratio	is in range	20
C: Catalyst loading	is in range	5%
D: Temperature	minimize	65 °C
Biodiesel Conversion	maximize	91.7%
Glycerol Conversion	minimize	8.3%

3.6. Analysis for Resulted Optimum Sample

The physicochemical properties of this optimum sample were determined and compared with its standards both EN14214 [23] and ASTM D 6751 [24] as shown in Table 10. All measured properties are agreed with the required standard.

Table 10. Biodiesel Physicochemical properties and standards.

Physicochemical Properties	Standard Method	Results	EN14214	ASTM D6751
Pour point (°C)	ASTM D-97 [28]	−22		
Cloud point (°C)	ASTM D-97 [29]	−10	<−4	
Flashpoint (°C)	ASTM D-93 [29]	155	>101	>130
Kinematic viscosity at 40 °C (cSt)	ASTM D-445 [30]	4.9	3.5–5.0	1.9–6.0
Density at 15 °C (g/cm ³)	ASTM D-4052 [31]	0.87	0.86–0.9	
Calorific value (MJ/kg)	ASTM D-5865 [2]	40.18	>32.9	

Table 11 shows the results of the Gas Chromatography (GC) experiments for the optimum sample which shows also the agreement with the standards of biodiesel which are EN 14103 [25] and EN 14105 [26].

Table 11. GC results and standards.

Composition		Specification Range	Results
Total FAME		more than 96.5%	98.1%
Glycerol	Total	less than 0.25	0.018%
	Free	less than 0.02	0.015%
Glycerides	Tri-	less than 0.02	0.0156%
	Di-	less than 0.02	0.0108%
	Mono	less than 0.08	0.02%

3.7. Catalyst Reusability

The reusability test of the catalyst showed that the catalyst up to 4 times after a fresh catalyst must be used as shown in Figure 12. The reasons for this phenomenon of catalyst reactivity change are the following:

1. Glycerol deposition on the catalyst active center.
2. MgO slaking into less active carbonate, bio-carbonate, and hydroxides compounds.
3. Catalyst loss during washing and filtration steps.

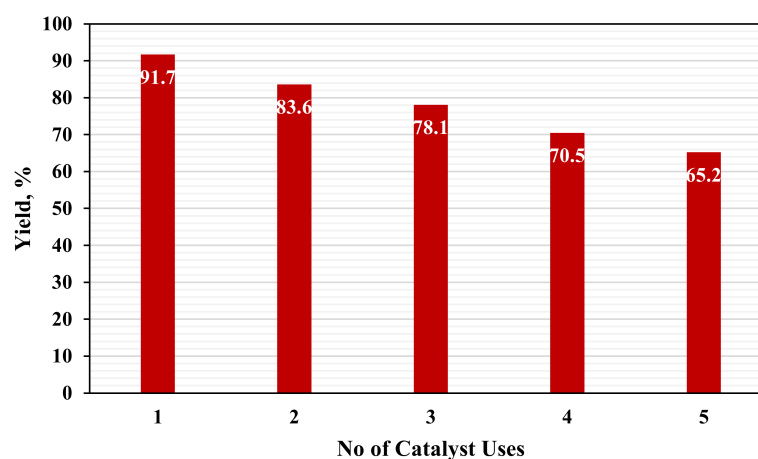


Figure 12. Ductile cast iron solid waste reusability test.

4. Current Research Comparison with the Previous Ones

This current study is the best compared with the previous studies as shown in Table 12. The advantages of this study can be summarized as follow:

1. The used catalyst is solid waste so need for catalyst preparation.
2. The used catalyst is heterogeneous, so it needs simple separation techniques.
3. The used oil is waste cooking oil.
4. The biodiesel conversion is high at minimum reaction conditions and energy and cost.
5. This study reused a dangerous solid waste and waste cooking oil to produce biodiesel so the process cost will be minimum and save the environment at the same time.

Table 12. Research comparison.

Study	Used Catalyst	Catalyst Preparation	Reaction Conditions				Biodiesel Conversion	Reference
			Methanol/Oil Ratio	Catalyst Loading	Reaction Temperature	Reaction Time		
1	MgO nano-catalyst	No need	12:1	1 wt.%	70 °C	3 h	93.12%	[14]
2	MgO catalysts	Chemical preparation	20:1	5 wt.%	70 °C	8 h	97–98%	[32]
3	MgO nanocatalyst	sol-gel method	10:1	2 wt.%	60 °C	2 h	80%	[33]
4	MgO Loaded with KOH	Chemical preparation	12:1	20 wt.%	70 °C	8 h	95.05%	[34]
5	magnesium oxide nanocatalyst	Chemical preparation	24:1	2 wt.%	65 °C	1 h	93.3%	[35]
6	Ductile cast iron solid waste (88%MgO)	No need	20:1	5 wt.%	65 °C	2 h	91.7%	(Present work)

5. Conclusions

This paper examined the utilization of ductile cast iron solid waste as a heterogeneous catalyst in a trans-esterification reaction to produce biodiesel using optimum, low energy, and economic process. This research examined biodiesel production using waste cooking oil, and ductile cast iron solid wastes which are considered dangerous materials to the environment, so this research has environmental benefit in addition to the economic benefit because using waste materials as a replacement for raw materials. Four reaction parameters were chosen to determine their effect on the reaction responses. The reaction parameters are M:O ratio, reaction time and temperature, and catalyst loading. The reaction responses are the biodiesel and glycerol conversions. The design expert program was used in the analysis, models generation, and optimization. It generated 25 different experimental runs and determine the impact of each reaction parameter using resulted models, 2D graphs, 3D plots, and contour figures. Optimization was done with economic and environmental targets. 100 possible optimum solutions which include lowering the cost of biodiesel production, increasing the volume of biodiesel produced, and decreasing the amount of resulting glycerol. The optimum reactions are 20:1 M:O molar ratio, 65 °C reaction temperature, 5 wt% catalyst loading, 2 h reaction time, and a stirring rate of 750 rpm. The biodiesel conversion resulting at this optimum reaction conditions is 91.7 percent with agreed with all biodiesel standards. The catalyst usability test was done it was found the catalyst can be used up to 4 times after that a fresh catalyst is required to be used.

Author Contributions: Conceptualization, M.M.N. and M.H.R.; Data curation, N.A.E.-K.; Formal analysis, M.H.R.; Investigation, N.A.E.-K. and M.H.R.; Methodology, M.M.N. and M.H.R.; Project administration, M.H.R.; Supervision, M.H.R.; Writing—original draft, M.H.R.; Writing—review & editing, M.H.R. All authors have read and agreed to the published version of the manuscript.

Funding: This research received no external funding.

Data Availability Statement: This article contains all the data generated or evaluated throughout the research.

Acknowledgments: M.H.R., the last author, wishes to express her heartfelt gratitude to Prof. Magdi F. Abadir of Cairo University.

Conflicts of Interest: The authors declare no conflict of interest.

References

1. Khodary, K.E.; Naeem, M.M.; Roushdy, M.H. Utilization of Electric Arc Furnace Dust as a Solid Catalyst in Biodiesel Production. Available online: <https://link.springer.com/article/10.1007/s10098-021-02174-0> (accessed on 1 March 2022).
2. Mahapatra, D. A Review on Steam Coal Analysis -Calorific Value. *Am. Int. J. Res. Sci. Technol. Eng. Math.* **2016**, *1*, 143–152.
3. Linganisio, E.C.; Tlhaole, B.; Magagula, L.P.; Dziike, S.; Linganisio, L.Z.; Motaung, T.E.; Moloto, N.; Tetana, Z.N. Biodiesel Production from Waste Oils: A South African Outlook. *Sustainability* **2022**, *14*, 1983. [\[CrossRef\]](#)
4. Erchamo, Y.S.; Mamo, T.T.; Workneh, G.A.; Mekonnen, Y.S. Improved biodiesel production from waste cooking oil with mixed methanol–ethanol using enhanced eggshell-derived CaO nano-catalyst. *Sci. Rep.* **2021**, *11*, 6708. [\[CrossRef\]](#) [\[PubMed\]](#)
5. Hussien, M.; Abdul Hameed, H. Biodiesel production from used vegetable oil (sunflower cooking oil) using eggshell as bio catalyst. *Iraqi J. Chem. Pet. Eng.* **2019**, *20*, 21–25. [\[CrossRef\]](#)
6. Sarno, M.; Iuliano, M. Biodiesel production from waste cooking oil. *Green Processing Synth.* **2019**, *8*, 828–836. [\[CrossRef\]](#)
7. Sahar Sadaf, S.; Iqbal, J.; Ullah, I.; Bhatti, H.N.; Nouren, S.; Habib-ur-Rehman Nisar, J.; Iqbal, M. Biodiesel production from waste cooking oil: An efficient technique to convert waste into biodiesel. *Sustain. Cities Soc.* **2018**, *41*, 220–226. [\[CrossRef\]](#)
8. Da Silva, C.A.; Dos Santos, R.N.; Oliveira, G.G.; De Souza Ferreira, T.P.; De Souza, N.L.G.D.; Soares, A.S.; De Melo, J.F.; Colares, C.J.G.; De Souza, U.J.B.; De Araújo-Filho, R.N.; et al. Biodiesel and Bioplastic Production from Waste-Cooking-Oil Transesterification: An Environmentally Friendly Approach. *Energies* **2022**, *15*, 1073. [\[CrossRef\]](#)
9. Aghel, B.; Mohadesi, M.; Razmehgir, M.H.; Gouran, A. Biodiesel production from waste cooking oil in a micro-sized reactor in the presence of cow bone-based KOH catalyst. *Biomass Convers. Biorefinery* **2022**, *4*, 1–15. [\[CrossRef\]](#)
10. Topi, D. Transforming waste vegetable oils to biodiesel, establishing of a waste oil management system in Albania. *SN Appl. Sci.* **2020**, *2*, 513. [\[CrossRef\]](#)
11. Laskar, I.B.; Rajkumari, K.; Gupta, R.; Chatterjee, S.; Paul, B.; Rokhum, L. Waste snail shell derived heterogeneous catalyst for biodiesel production by the transesterification of soybean oil. *RSC Adv.* **2018**, *8*, 20131–20142. [\[CrossRef\]](#) [\[PubMed\]](#)
12. Al-Sakkari, E.G.; El-Sheltawy, S.T.; Abadir, M.F.; Attia, N.K.; El-Diwani, G. Investigation of cement kiln dust utilization for catalyzing biodiesel production via response surface methodology. *Int. J. Energy Res.* **2017**, *41*, 593–603. [\[CrossRef\]](#)
13. Ajala, E.O.; Ajala, M.A.; Ayinla, I.K.; Sonusi, A.D.; Fanodun, S.E. Nano-synthesis of solid acid catalysts from waste-iron-filling for biodiesel production using high free fatty acid waste cooking oil. *Sci. Rep.* **2020**, *10*, 13256. [\[CrossRef\]](#) [\[PubMed\]](#)
14. Rasouli, H.; Esmaeili, H. Characterization of MgO nanocatalyst to produce biodiesel from goat fat using transesterification process. *3 Biotech* **2019**, *9*, 429. [\[CrossRef\]](#) [\[PubMed\]](#)
15. Pourrahim, S.; Salem, A.; Salem, S.; Tavangar, R. Application of solid waste of ductile cast iron industry for treatment of wastewater contaminated by reactive blue dye via appropriate nano-porous magnesium oxide. *Environ. Pollut.* **2020**, *256*, 113454. [\[CrossRef\]](#) [\[PubMed\]](#)
16. Roushdy, M.H. Heterogeneous Biodiesel Catalyst from Steel Slag Resulting from an Electric Arc Furnace. *Processes* **2022**, *10*, 465. [\[CrossRef\]](#)
17. ASTM C114-15; Standard Test Methods for Chemical Analysis of Hydraulic Cement. ASTM International: West Conshohocken, PA, USA, 2018. Available online: <https://www.astm.org/standards/c114> (accessed on 1 March 2022).
18. ISO 9001; Quality Management System-Requirements. International Organization for Standardization: Geneva, Switzerland, 2015.
19. International Standardization Organization (ISO). Environmental Management Systems—Requirements with Guidance for Use. *ISO Cent. Secr.* **2015**, *2015*, 1–46. Available online: www.iso.org (accessed on 1 April 2022).
20. ASTM D422-63; Particle Size Analysis. ASTM International: West Conshohocken, PA, USA, 2017; pp. 70–138.
21. ASTM E11-20; Standard Specification for Woven Wire Test Sieve Cloth and Test Sieves. ASTM International: West Conshohocken, PA, USA, 2017; pp. 1–11. Available online: <https://www.astm.org/e0011-20.html> (accessed on 1 March 2022). [\[CrossRef\]](#)
22. Montgomery, D.C. *Montgomery Design and Analysis of Experiments*, 8th ed.; Wiley: New York City, NY, USA, 2013; Volume 2009.
23. EN 14103; Determination of Total FAME and Linolenic Acid Methyl Ester in FAME with AC Biodiesel All in One Solution. European Standards: Milan, Italy, 2011; pp. 1–3.
24. EN 14105; Determination of Free and Total Glycerol and Mono-, Di-, Triglycerides in Fatty Acid Methyl Esters (FAME). European Standards: Milan, Italy, 2011; pp. 2–4.
25. ASTM D6751-15c; Standard Specification for Biodiesel Fuel Blend Stock (B100) for Middle Distillate Fuels. ASTM International: West Conshohocken, PA, USA, 2010; pp. 1–10.
26. EN 14214:2013 V2+A1; Liquid Petroleum Products-Fatty Acid Methyl Esters (FAME) for Use in Diesel Engines and Heating Applications—Requirements and Test Methods. European Standards: Milan, Italy, 2013; p. 14538.

27. Bowles, J.F.W. Oxides. In *Encyclopedia of Geology*; Alderton, D., Elias, S., Eds.; Academic Press: Cambridge, MA, USA, 2021; pp. 428–441. Available online: <https://www.sciencedirect.com/science/article/pii/B9780081029084001855> (accessed on 12 April 2022).
28. *FDUS 2055: 2018*; Final Draft Uganda Standard. ASTM International: West Conshohocken, PA, USA, 2013.
29. *ASTM D93-20*; Standard Test Methods for Flash Point by Pensky-Martens Closed Cup Tester. ASTM International: West Conshohocken, PA, USA, 2004.
30. *ASTM D445-06*; Standard Test Method for Kinematic Viscosity of Transparent and Opaque Liquids (and Calculation of Dynamic Viscosity). ASTM International: West Conshohocken, PA, USA, 2008; pp. 1–10.
31. *D40052-15*; Standard Test Method for Density, Relative Density, and API Gravity of Liquids by Digital Density Meter. ASTM International: West Conshohocken, PA, USA, 2013; pp. 1–8. [[CrossRef](#)]
32. Margellou, A.; Koutsouki, A.; Petrakis, D.; Vaimakis, T.; Manos, G.; Kontominas, M.; Pomonis, P.J. Enhanced production of biodiesel over MgO catalysts synthesized in the presence of Poly-Vinyl-Alcohol (PVA). *Ind. Crops Prod.* **2018**, *114*, 146–153. [[CrossRef](#)]
33. Amirthavalli, V.; Warriar, A.R. Production of biodiesel from waste cooking oil using MgO nanocatalyst. *AIP Conf. Proc.* **2019**, *2115*, 30609. [[CrossRef](#)]
34. Ilgen, O.; Akin, A.N. Transesterification of Canola Oil to Biodiesel Using MgO Loaded with KOH as a Heterogeneous Catalyst. *Energy Fuels* **2009**, *23*, 1786–1789. [[CrossRef](#)]
35. Ashok, A.; Kennedy, L.J.; Vijaya, J.J.; Aruldoss, U. Optimization of biodiesel production from waste cooking oil by magnesium oxide nanocatalyst synthesized using coprecipitation method. *Clean Technol. Environ. Policy* **2018**, *20*, 1219–1231. [[CrossRef](#)]