

Supplementary Information

Figure S1. (A) The ^1H -NMR spectrum of P(EAA-*co*-BMA) copolymer in DMSO- d_6 ; (B) the ^1H -NMR spectrum of P(EAA-*co*-BMA)-*b*-PNASI copolymer in DMSO- d_6 ; (C) the ^1H -NMR spectrum of P(EAA-*co*-BMA)-*b*-PNASI-*g*-P(HMA-*co*-TMAEMA) comb-like polymer in D_2O .

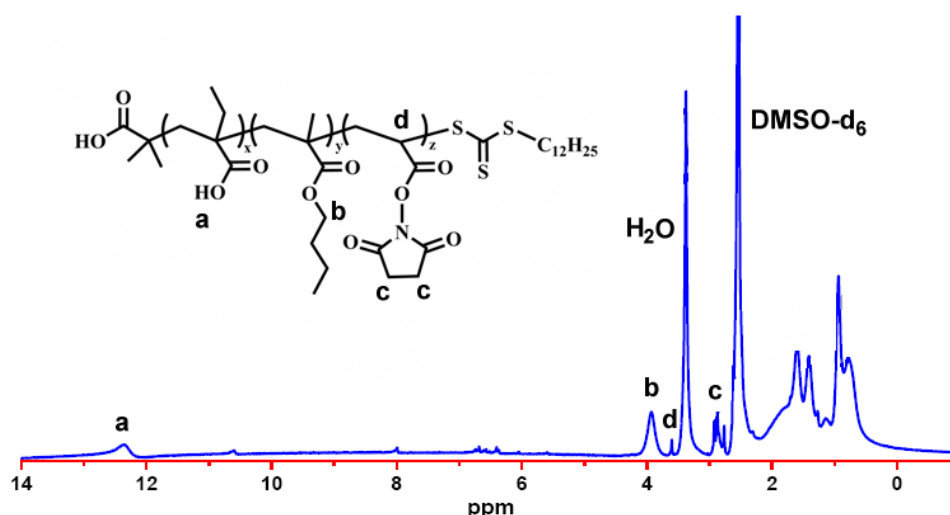
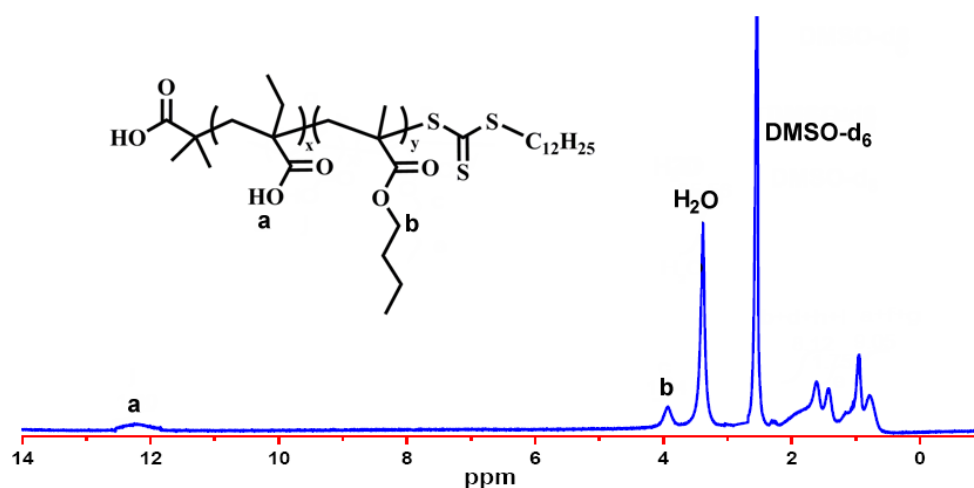
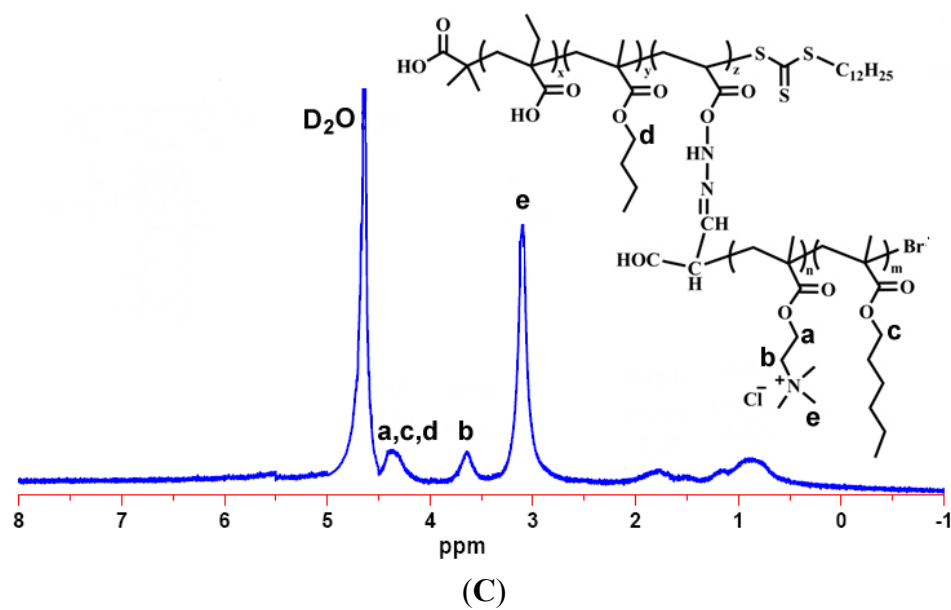


Figure S1. *Cont.*

© 2014 by the authors; licensee MDPI, Basel, Switzerland. This article is an open access article distributed under the terms and conditions of the Creative Commons Attribution license (<http://creativecommons.org/licenses/by/3.0/>).