

Supporting Information

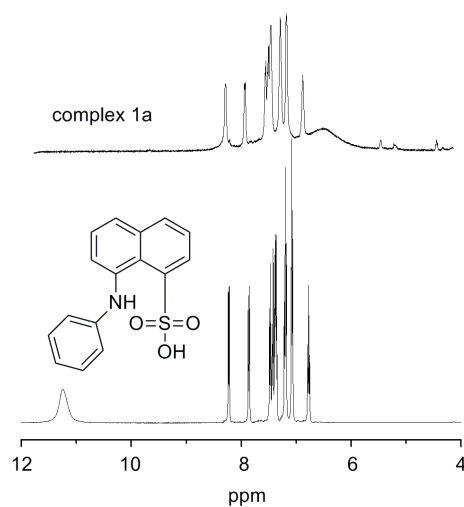


Figure S1. ^1H NMR spectra of the ligand and complex **1a**.

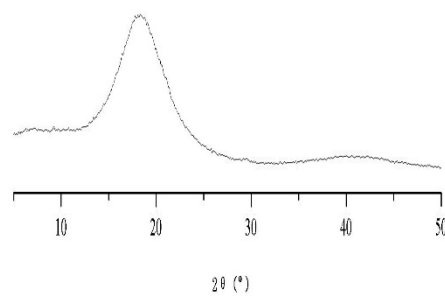


Figure S2. XRD spectrum of ethylene/propylene copolymer obtained with **1a**/EASC catalyst (sample from run 3 in Table 1).

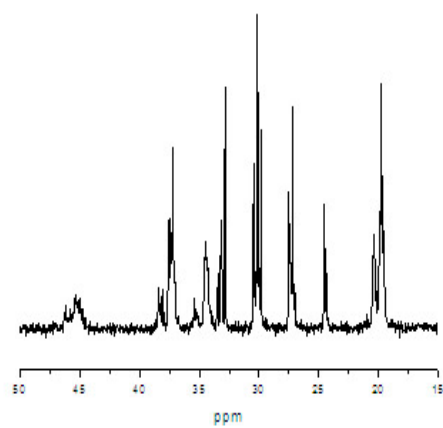


Figure S3. ^{13}C NMR spectrum of ethylene/propylene copolymer obtained with **1b**/EASC catalyst (sample from run 6 in Table 1).

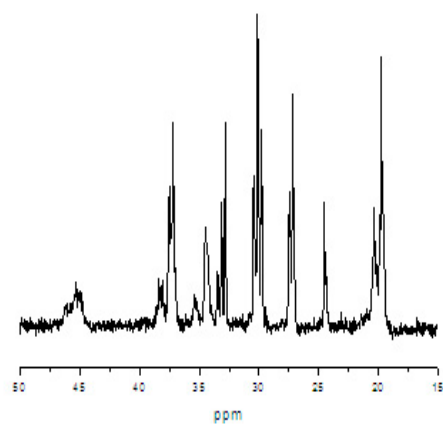


Figure S4. ^{13}C NMR spectrum of ethylene/propylene copolymer obtained with VOCl_3 /EASC catalyst (sample from run 10 in Table 1).