

Communication

Oviposition Decision of the Weevil *Exapion ulicis* on *Ulex europaeus* Depends on External and Internal Pod Cues

Benjamin Hornoy^{1,2}, Michèle Tarayre¹, Jean-Sébastien Pierre¹ and Anne Atlan^{1,*}

¹ ECOBIO, CNRS/Université de Rennes 1/ueb, Bt 14A, Campus de Beaulieu, Rennes Cedex 35042, France; E-Mails: michele.tarayre@univ-rennes1.fr (M.T.); jean-sebastien.pierre@univ-rennes1.fr (J.-S.P.); anne.atlan@univ-rennes1.fr (A.A.)

² Institut de Biologie Intégrative et des Systèmes, 1030 Avenue de la Médecine, PQ G1V 0A6, Canada; bhornoy@hotmail.fr (B.H.)

* Author to whom correspondence should be addressed; E-Mail: anne.atlan@univ-rennes1.fr; Tel.: +33-223-235-122; Fax: +33-223-235-047.

Received: 15 June 2013; in revised form: 13 August 2013 / Accepted: 13 September 2013 /

Published: 30 September 2013

Abstract: Understanding mechanisms underlying insects' host choice and plant susceptibility is important to the study of plant-insect interactions in general, and in the context of plant invasions. This study investigates the oviposition and feeding choices of the specialist weevil *Exapion ulicis* on the invasive plant species *Ulex europaeus*, gorse. To do so, we studied the oviposition and feeding preferences of the weevil in choice experiments, using pods and flowers, respectively, from gorses grown in a common garden. The plants used came from regions with different infestation histories: Brittany and Scotland belong to the native range, where the weevil is present, while Reunion and New Zealand belong to the invasive range, where the weevil was not initially introduced with gorse. Results of these experiments suggest that the oviposition choice of *E. ulicis* females is driven by cues located at the surface of pods and inside them, including pod size and pod seed content. Feeding-choice experiments showed a different pattern of preference compared to oviposition. Taken together with previous studies, our results reveal that *E. ulicis* uses several traits to choose its host, including whole-plant traits, flower traits and pod traits.

Keywords: host choice; oviposition behaviour; phytophagous insect; biological invasions; enemy release; *Ulex europaeus*; *Exapion ulicis*

1. Introduction

The choice of a host plant is crucial for fitness in phytophagous insects. In particular, females are generally selected to choose the oviposition sites that will maximize the performance (survival, fecundity) of their offspring (Optimal Oviposition Theory) [1,2]. Discrimination of suitable oviposition sites is especially critical in species where the larvae have low mobility, or are limited to a restricted amount of resources, as in species for which oviposition and larval development occur within a fruit. The choice of oviposition sites is guided by forces acting on the ovipositing female and/or her offspring, such as plant nutritional value and defenses [3,4]. Plant traits that may influence this choice include external factors that act at a distance (e.g., plant size, volatiles) or by contact (e.g., tissue thickness), and internal factors (e.g., primary and secondary metabolites), often in an integrated way [5]. These cues can provide the insect with information for host plant recognition, and information about plant quality, defenses, and the presence of competitors or enemies. Oviposition choice of phytophagous insects can thus follow the optimal foraging theories initially developed for parasitoids [6]. However, oviposition choice of phytophagous insects has been much less studied than oviposition choice of parasitoids.

In plant insect interactions, plant resistance to herbivory and insect host choice may greatly impact fitness of both partners. Natural selection can lead to changes in plant traits that confer resistance against herbivores [7,8] and to changes in the population of herbivores, for instance, in morphology, physiology, or behaviour (e.g., [9]). Further, the reciprocal selection pressure exerted by the two partners can lead to coevolution [10], especially when their relationship is very specific and each other's influence is strong [11]. In addition, the geographical structure of herbivore and host plant populations can lead to local coadaptation of the two partners, when local genotypes of one species are selected to fit local genotypes of the other (e.g., [12,13]).

Invasive plant species offer good systems to study the relationships between plants and phytophagous insects and the processes linked to host plant choice and oviposition choice, since they have both native populations that live in sympatry with their specific herbivores and populations introduced into environments devoid of these herbivores [14,15]. Using such an invasive host species and populations coming from both native and introduced ranges offers great opportunity to study processes and traits linked to host choice by its herbivores, because plants coming from populations with contrasting evolutionary histories are expected to differ in their sensitivity to local phytophagous insects [16,17], and thus, in traits associated with host choice.

We studied oviposition choice of the seed-eating weevil *Exapion ulicis* L. Forster (Cucurliionidae: Apionidae) on its host plant, the invasive species *Ulex europaeus* (Fabaceae: Genistae). *Ulex europaeus* (the common gorse) is native to Western Europe, where all its populations are naturally infested by *E. ulicis*. It was introduced into many parts of the world during the 19th Century (e.g., in South America, western North America, Reunion Island, New Zealand, Hawaii), initially without its natural enemies. In some countries, *E. ulicis* was later introduced as a biological control agent, like in New Zealand in 1931 [18]. This system is particularly interesting because the relationship between *U. europaeus* and *E. ulicis* is very specific and very strong [19]. Indeed, the weevil undergoes its whole life-cycle on gorse, and gorse may suffer considerable damage from the weevils, which may infest up to 90% of the mature pods [19,20]. However, pod infestation rates are extremely variable in natural and experimental populations, and can vary from 20–98%, even among neighbouring individuals [19–21]. This

proportion has been shown to depend on many factors, including plant traits such as plant architecture, flowering phenology, chemical compounds and flower and pod densities [21,22]. This suggests that *E. ulicis* females use all these cues to choose the plant on which they will lay their eggs. The next step, *i.e.*, the choice of pods in which to oviposit, has not been explored previously.

To investigate how *Exapion ulicis* weevils choose pods to oviposit in, we performed choice experiments in the lab. We also tested weevil feeding preference on flowers, to compare oviposition preference and feeding preference. The gorse studied came from two native regions where the weevil is present (Brittany and Scotland), one invaded region where the weevil is absent (Reunion), and one invaded region where the weevil was initially absent, but later introduced for biological control (New Zealand). By using gorses from regions with various histories of coevolution between the plant and the weevil, we expected to detect variations in oviposition and feeding preferences. Our objective was to explore the oviposition choice of *E. ulicis* and to answer the following questions: (i) Do female *E. ulicis* weevils express a preference between gorse pods from different regions? (ii) If so, is their oviposition choice based on external cues (*i.e.*, detected before the female begin to dig a hole on the pod wall) or on internal cues (*i.e.*, detected once the hole has been achieved)? (iii) If so, is their oviposition choice based on external cues (*i.e.*, detected before the female begins to bore a hole in the pod wall) or on internal cues (*i.e.*, detected once the hole has been made)? (iii) Are the regions chosen for oviposition the same as those chosen for feeding?

2. Materials and Methods

2.1. Study Species

Gorse, *Ulex europaeus* (Fabaceae: Genistae), is a perennial spiny shrub. It can live up to 30 years, and adult height usually varies from one to four meters. The hermaphrodite flowers are pollinated by large insects such as honeybees or bumblebees [23]. Pods start to form immediately after flowers have been fertilized and pod maturation takes at least two months. When initiated, young pods are green and soft, and about 4 mm long. Mature pods are lignified, brown, and about 13 mm long. In Europe, pods are attacked by several seed predators, of which the weevil *Exapion ulicis* is the most common [19,24]. In its invasive range, *U. europaeus* was introduced around the 1800s, without its natural enemies. In New Zealand, *E. ulicis* was introduced in 1931 for biological control and is now widespread [18,25]. In Reunion, there is no biological control program, and gorse plants still have no known natural enemies.

Exapion ulicis is naturally present in Europe and is specific to *U. europaeus* on which it spends its whole life cycle [19]. It is present in all European gorse populations. In Brittany, the oviposition season lasts about six weeks in spring [19]. Gorse pod are susceptible for oviposition when they are 10–35 days old, *i.e.*, when they are longer than 8 mm but still green and soft [23,26]. Larvae develop within the maturing pods, feeding on the developing seeds, and adults emerge from the ripe pods at dehiscence, about two months later. Adults then feed on the vegetative parts and on flowers of *U. europaeus*. The laying period lasts about six weeks in early spring, and a female can lay up to several dozen eggs [19].

To focus on pod and flower cues and avoid the confounding effects of whole-plant traits such as pod and flower density or plant size [22], we worked on fresh isolated pods and flowers that were

collected just before the experiments in the common garden described by Hornoy *et al.* [27]. In this garden, located in Rennes (Brittany, France), gorse plants from seeds collected in Brittany and Scotland (native range), and Reunion and New Zealand (invaded range) have been grown in a randomized pattern since October 2006. For each of these four regions, three populations are represented, with 10 plants grown per population. During the choice experiments done in 2009 (see below), the adult weevils used were regularly collected on gorse branches of a natural population located 700 m away from the experimental garden. The weevils collected were sorted by sex and reared in the laboratory for, at most, four days before use in boxes containing water and fresh gorse shoots. Rearing and experiments were performed in dedicated rooms, at ambient temperature and humidity.

2.2. Oviposition Choice Experiments

Preliminary experiments were performed in early spring 2009, by exposing different numbers of females to different numbers of pods to observe female oviposition behaviour and determine optimal experimental conditions. Indeed, female egg-laying rates vary with year, and had to be calibrated. Females did not lay eggs on pods collected more than 24 h before the experiment. According to these preliminary experiments, we decided to do the choice experiments by exposing each morning a set of four females to six pods collected the same morning. In this way, we obtained eggs on about half of the pods after 24 h of exposure.

For each region, the three gorse populations of the common garden were sampled for pods on three gorse plants per population. Gorse plants used for each experiment were all in a similar phenological stage. Pods offered to *E. ulicis* females were chosen for their developmental state (*i.e.*, susceptible to oviposition) and checked for their infestation status. A pod was considered as uninfested when observation under a dissecting microscope revealed no holes or scars. Infested pods were discarded from the experiment. The pool of pods of each population was made up of an equal number of uninfested pods collected on each of the three selected individuals. For each choice experiment, a random pod from each of the three populations of each region was offered to weevils in Petri dishes.

Female weevils used for these oviposition experiments were reared in the presence of males for at least two days. They were fed with pod-free shoots coming from the natural population in which the weevils were collected. Choice experiments were performed in Petri dishes.

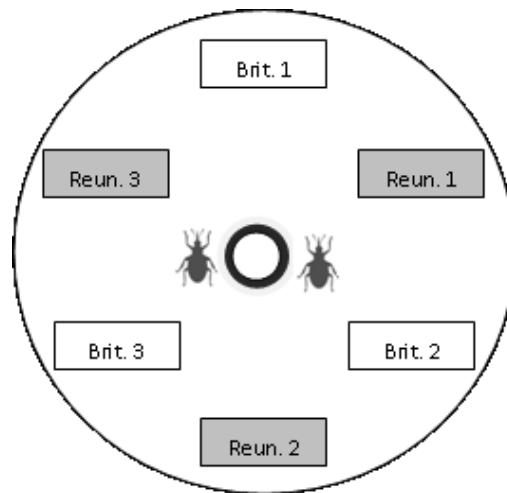
Within each Petri dish we put six uninfested pods collected in the morning (three pods from each of the two regions tested), four female weevils, two male weevils (to prevent male limitation), two flowers collected (one from each of the two regions tested) for feeding and oviposition stimulation, and a water supply (cotton wool soaked in water and placed in a small cup), as described in Figure 1.

Each set of females was tested during two days. To ensure oviposition activity, pods and flowers were replaced by fresh ones every 24 h. After pod removal, pod length was measured with a caliper, and pods were opened to estimate the number of seeds, the number of holes in the pod wall, the number of egg clusters, and the total number of eggs.

The duration of the experiment, and thus, the number of comparisons that could be performed was limited by the duration of the weevil oviposition season (about six weeks). During that period, we first performed preliminary experiments, and during the remaining weeks we were able to make only three pairwise comparisons with sufficient replication (18–24 sets of females tested for each comparison),

due to technical constraints. Two comparisons were made between native and invaded regions: Brittany *vs.* Reunion and Scotland *vs.* New Zealand. One was made between two regions of the native range: Brittany *vs.* Scotland.

Figure 1. Scheme of the choice device. Pods of each region and population were placed alternately, at an equal distance from the centre of the dish. In this example, the “Brit. 1” box represents a pod from population 1 of Brittany. At the beginning of an experiment, weevils were placed at the centre of the dish, near the water supply (bold black circle).



Since these experiments were performed at different periods of the reproductive season, the weevil oviposition activity and gorse pod characteristics may have differed between experiments. Analyses were thus performed separately within each choice experiment without pooling the whole dataset.

2.3. Weevil Mass at Emergence and Pod Traits in the Common Garden

Weevil eggs obtained in the lab during choice experiments desiccated quickly and did not develop into larvae. Thus, to link weevil offspring performance to pod traits, we made measurements on the plants grown in the common garden. These were made on 103–106 plants (8–10 plants per population, 21–28 plants per region, see Hornoy *et al.* [27] for details). For each gorse individual in the garden, 30 ripe pods were randomly chosen and opened. The number of seeds per pod was estimated from at least 10 uninfested pods. Seed mass was estimated on 10 seeds per plant, collected from at least three different pods. Pod length was estimated from three pods per plant. Seed mass per pod was then estimated by multiplying mean seed number per pod by mean seed mass per plant. When pods were infested by weevils, we counted the number of adult weevils, and estimated their fresh weight.

2.4. Feeding Choice Experiments

To compare feeding on gorses from different regions, we performed the same pairwise choice experiments as for the oviposition experiments in spring 2010. Selection of gorse individuals, flower collection and arrangement of the dishes was done as for pods in the oviposition choice experiments (see above and Figure 1). We collected flowers that were recently opened, unpollinated (*i.e.*, with keel

not opened), and barely, if at all, eaten (showing no or very few feeding holes through the petals). The number of holes present in the petals before the experiment was noted.

We tested male and female weevils separately to detect any sex effect on the feeding choice. Male and female weevils used for this test were reared separately and fed with flowering shoots from the two regions tested.

Each experiment consisted of a single weevil introduced to the six offered flowers from the two regions for 24 h, after which the flowers were removed. Flower length was then measured with a caliper, and flowers were inspected under a dissecting microscope to count the number of holes in the petals. Weevil consumption was estimated as the difference between the number of holes present before and after the experiment. Each pairwise choice experiment consisted of 20 such replicates (10 with males, and 10 with females).

2.5. Statistical Analyses

The effect of the region of origin was tested for the number of holes per pod, the number of eggs per hole, and the number of eggs per pod to explore oviposition preference, and for the number of holes per flower to explore feeding preference. Two types of test were performed:

(1). Because the oviposition behaviour resulted in non-normal data, we first analyzed them with nonparametric statistics. We used a Chi-squared test, because it does not make any assumption about data distribution. For this test, all data of a given experiment were pooled for each of the two regions compared, and the significance of the difference was tested with a chi-squared with one d.f.

(2). For the number of eggs per pod and the number of holes per flower, we confirmed the results of the Chi-squared test with an exact test of proportions, the null hypothesis being an equal result for both regions studied in a given experiment (see Appendix).

Other comparisons of means were performed using Student's *t*-test for pod length, seed content, and flower length or one-way ANOVA for cluster size. Correlations between pod characteristics and other variables were tested using Spearman's rank order correlation coefficients. All these analyses were performed with R [28].

3. Results

3.1. Oviposition Choice Experiments

3.1.1. Oviposition Behaviour

In the lab, the oviposition behaviour of *E. ulicis* females consists of sequential steps: (i) the female walks, exploring, and eventually climbs onto a pod; (ii) she explores the pod and (iii) may start to bore a hole with her rostrum through the pod wall. Then (iv), either she turns around and inserts her ovipositor through the hole to lay eggs in the pod's seed chamber, or leaves the pod without ovipositing; (v) eventually, after ovipositing, she walks all over the pod rubbing the back end of her abdomen on it, probably to mark it. The whole sequence can last several hours.

Under the experimental conditions used for the choice experiments, most hole-borings did not result in egg-laying, and the mean number of clusters laid per hole was 0.28. When females laid eggs, they

laid between 1 and 13 eggs per cluster, with a mean cluster size of 4.56 ± 2.60 . Cluster size did not differ between the three choice experiments (one-way ANOVA, $F_{2,455} = 0.45$, $p = 0.64$). On average, 3.62 eggs were laid per female per day. After the experiment, a single pod exhibited between 0 and 18 holes, and contained between 0 and 25 eggs.

3.1.2. Oviposition Choice

The number of eggs per pod was significantly different between the two regions tested in all three choice experiments (Table 1). The results of the exact test of proportions for the number of eggs per pod gave similar significance levels as the Chi-square tests ($p < 0.001$ for the three choice experiments).

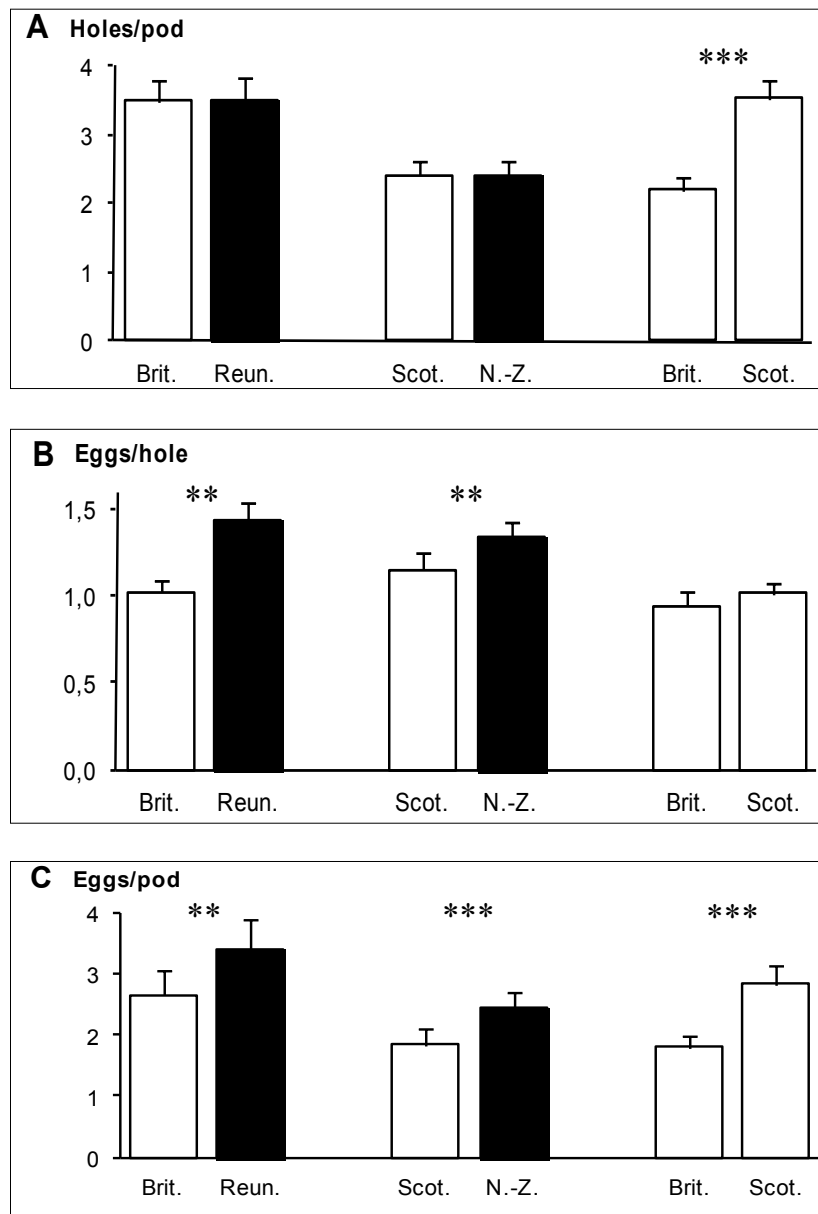
Table 1. Results of the X^2 tests for oviposition choice by *Exapion ulicis* on *Ulex europaeus* pods.

	Brittany vs. Reunion		Scotland vs. New Zealand		Brittany vs. Scotland	
number of pods *	276		288		176	
number of holes *	757		698		790	
number of eggs *	650		613		639	
	X^2	P	X^2	P	X^2	P
holes per pod	0.00	NS	0.01	NS	42.86	$p < 0.001$
eggs per hole	0.64	$p < 0.01$	10.77	$p < 0.01$	0.10	NS
eggs per pod	9.85	$p < 0.01$	11.24	$p < 0.001$	31.11	$p < 0.001$

* Total numbers for each comparison.

In the two experiments involving a native and an invaded region (Brittany vs. Reunion, Scotland vs. New Zealand), the total number of holes bored in pods did not differ significantly between regions (Figure 2A). However, the number of eggs laid per hole was significantly greater in pods from the invaded regions (Figure 2B), so that pods from the invaded region received significantly more eggs than pods from the native region (Figure 2C). In the Reunion vs. Brittany experiment, this difference arose from the number of egg clusters per hole (0.24 for Brittany vs. 0.32 for Reunion), while the number of eggs per cluster was very similar (4.68 for Brittany vs. 4.66 for Reunion). In the Scotland vs. New Zealand experiment, this difference arose also mainly from the number of egg clusters per hole (0.28 for Scotland vs. 0.32 for New Zealand) rather than from the number of eggs per cluster (4.27 for Scotland vs. 4.53 for New Zealand). In the Brittany vs. Scotland experiment, the number of holes bored in the pods was significantly higher in pods of Scottish gorses (Figure 2A) but the number of eggs per hole did not differ between pods from the two regions (Figure 2B). As a consequence, pods of Scottish gorses received significantly more eggs in total than pods of Brittany gorses (Figure 2C).

Figure 2. (A) Mean number of holes bored by the weevils *E. ulicis* through the pod walls of *U. europaeus*; (B) mean number of eggs laid per hole; (C) mean number of eggs per pod (C). White bars: native regions, black bars: invaded regions. Means are shown with 1 SE. Significant differences (Table 1) are indicated by stars: * $p < 0.05$, ** $p < 0.01$, *** $p < 0.001$.



3.1.3. Characteristics of the Pods Used for the Experiment

Pod length differed significantly between regions in all three choice experiments: pods from Reunion were larger than pods from Brittany, pods from New Zealand were larger than pods from Scotland, and pods from Scotland were larger than pods from Brittany (Table 2). The mean number of seeds per pod differed significantly between regions only in the Brittany vs. Scotland experiment, where pods of Scottish gorses had significantly more seeds than pods of Brittany gorses (Table 2).

Table 2. Characteristics of *Ulex europaeus* pods and flowers used in each choice experiment, and results of Student's *t*-test for pairwise comparisons of means.

	Brittany vs. Reunion			Scotland vs. New Zealand			Brittany vs. Scotland		
	mean ± sd		<i>t</i>	mean ± sd		<i>t</i>	mean ± sd		<i>t</i>
	Brittany	Reunion		Scotland	N. Zealand		Brittany	Scotland	
Pod length (mm)	12.59 ± 1.32	13.09 ± 1.40	-2.71 **	13.46 ± 1.23	13.86 ± 1.55	-2.45 *	12.33 ± 1.35	13.27 ± 1.19	-6.19 ***
Seeds per pod	3.81 ± 1.55	3.84 ± 1.21	-0.15	3.96 ± 1.68	4.08 ± 1.56	-0.62	3.01 ± 1.48	3.46 ± 1.52	-2.44 *
Flower length (mm)	18.70 ± 1.55	18.96 ± 1.35	-0.97	19.52 ± 1.25	19.35 ± 1.88	0.61	18.37 ± 1.57	19.01 ± 1.51	2.26 *

N = 108 pods per region in Brit. vs. Reun., *N* = 144 pods per region in Scot. vs. N.Z., *N* = 138 pods per region in Brit. vs. Scot. *N* = 60 flowers per region in the three comparisons. * *p* < 0.05, ** *p* < 0.01, *** *p* < 0.001.

We found positive and significant correlations between pod length and the number of eggs laid per pod (Table 3). These correlations still held when considering only pods from one region, except for Scotland in the Brittany-Scotland choice experiment (not shown). The number of eggs laid significantly correlated with the number of seeds per pod only in the Brittany vs. Scotland experiment. In all cases, these effects are very weak ($R^2 < 0.07$).

Table 3. Spearman's rank order correlation coefficients between egg laying (or consumption) and *Ulex europaeus*' pod (or flower) characteristics.

	Brit. vs. Reun.	Scot. vs. N. Z.	Brit. vs. Scot.
eggs per pod × pod length	+0.25 ***	+0.18 **	+0.12 *
eggs per pod × seed per pod	+0.07	+0.06	+0.15 *
holes per flower × flower length	+0.03	+0.06	+0.32 ***

N = 216 pods in Brit. vs. Reun; *N* = 288 pods in Scot. vs. N. Z.; *N* = 276 pods in Brit. vs. Scot; *n* = 120 flowers in the three experiments. * *p* < 0.05, ** *p* < 0.01, *** *p* < 0.001.

3.2. Weevil Mass at Emergence and Pod Traits in the Common Garden

In the common garden, pod length was correlated with the number of seeds they contained ($R = 0.28$, $N = 103$, $P = 0.004$), with seed mass ($R = 0.35$, $N = 105$, $P = 0.0002$), and with total seed mass in a pod (seed number × seed mass; $R = 0.42$, $N = 102$, $P < 0.0001$). Mass of adult weevils emerging from the pods in summer was positively correlated with seed number (males: $R = 0.34$, $N = 94$, $P = 0.0009$; females: $R = 0.25$, $N = 93$, $P = 0.01$), with seed mass only for males (males: $R = 0.24$, $N = 93$, $P = 0.02$; females: $R = 0.15$, $N = 92$, $P = 0.15$), and with total seed mass in a pod (males: $R = 0.43$, $N = 92$, $P < 0.0001$; females: $R = 0.31$, $N = 91$, $P = 0.003$).

3.3. Feeding Choice Experiments

After 24 h, a single flower exhibited between 0 and 36 new feeding holes. Flower consumption depended on both sex and regions, with females generally boring more holes than males. However, the interaction between sex and regions was not significant, indicating that both sexes made the same feeding choices (Table 4). The results of the exact test of proportions gave similar significance levels as Chi-square tests ($p < 0.05$ for the Brittany vs. Reunion experiment, $P < 0.001$ for the two other experiments).

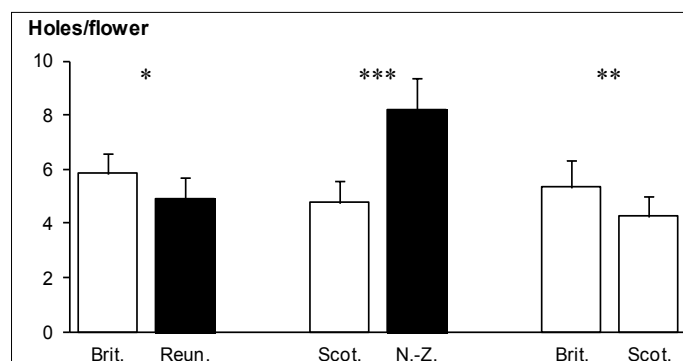
Table 4. Results of the X^2 tests for difference in feeding choice by *Exapion ulicis* on *Ulex europaeus* flowers.

	Brittany vs Reunion		Scotland vs New Zealand		Brittany vs Scotland	
number of flowers *	120		120		120	
number of holes *	646		775		575	
holes per flower	X^2	P	X^2	P	X^2	P
sex	1.23	NS	64.82	$P < 0.001$	54.82	$P < 0.001$
region	14.06	$P < 0.05$	54.23	$P < 0.001$	7.14	$P < 0.01$
sex \times region	0.939	NS	0.903	NS	0.132	NS

* Total numbers for each comparison.

Flowers from Brittany were significantly more consumed in both experiments they were involved in (Figure 3). In the Scotland vs. New Zealand choice experiment, flowers from New Zealand were more consumed than flowers from Scotland (Figure 3).

Figure 3. Consumption of *U. europaeus* flowers by the weevils *E. ulicis*. White bars: native regions, black bars: invaded regions. Significant differences after chi-squared test are indicated by stars: * $P < 0.05$, ** $P < 0.01$, *** $P < 0.001$. $N = 60$ flowers per region in each of the three experiments.



Weevil feeding choice was independent of the number of holes present on the flowers before the experiment: the Spearman correlation between the number of holes made during the experiment (flower consumption) and the number of holes present before the experiment was non-significant in all three two-choice experiments (Brittany vs. Reunion: $N = 120$, $R_S = 0.03$, $P = 0.78$; Scotland vs. New Zealand: $N = 120$, $R_S = 0.17$, $P = 0.06$; Brittany vs. Scotland: $N = 120$, $R_S = 0.07$, $P = 0.45$).

Flower length only differed between regions in the Brittany vs. Scotland experiment, where flowers of Scottish gorses were significantly longer than flowers of gorses from Brittany (Table 2). Consumption was correlated with flower length only in this same experiment, with longer flowers being more consumed (Table 3), although this effect was weak ($R^2 = 0.10$).

4. Discussion

In the three pairwise comparisons, females of *E. ulicis* exhibited a clear preference, both for oviposition and feeding. However, the expression of their choice varied depending on cues detected at different times of the oviposition process, and the preferred region was not the same for oviposition and feeding.

4.1. Oviposition Choice

The number of eggs laid per pod depended on three decision steps. First, females will bore a hole or not, a decision that can only be taken from external cues. Second, females will use the hole to lay eggs or not. Indeed, most hole-borings did not result in egg-laying. Since hole-boring takes several hours and is probably costly in energy, the decision to lay eggs or not once a hole is dug is presumably taken from cues that could not be detected before, *i.e.*, from internal cues. The third step is the number of eggs laid per hole. This last decision may depend both on internal and external cues.

Depending on the choice offered, the female's oviposition preference resulted from different processes. In the Brittany *vs.* Reunion and Scotland *vs.* New Zealand choice experiments, females laid more eggs in pods from the two invaded regions, Reunion and New Zealand. However, the number of holes bored through the pod wall was similar, and the difference in egg number per hole resulted mainly from the proportions of holes with or without egg clusters. The female's choice to lay eggs or not was thus taken after hole boring, *i.e.*, from internal cues. On the contrary, in the Brittany *vs.* Scotland choice experiment, females' oviposition preference for pods from Scotland was expressed as the number of holes per pod, which differed between the two regions while the number of eggs per hole was similar. The preference thus appeared to result from external cues detected by the females before hole digging. The capacity of *E. ulicis* females to make a choice at two different stages—before and after hole digging—clearly shows that they are able to use both external and internal pod cues when foraging for oviposition sites.

The assessment of fruit quality before oviposition was previously suggested for other weevil species (e.g., [29–32]). In *E. ulicis*, our results suggest that females tend to lay more eggs in the bigger pods and/or in pods with the most seeds. The adaptive value of such a preference was tested in the common garden by testing the correlation between the weight of emerging weevils (a trait generally related to insect fitness [33,34]) and pod size and content. We found that the weight of weevil emerging from a pod was positively correlated with both pod size and the number of seeds per pod. Ovipositing more in pods that are bigger and/or contains more seeds thus seems to be adaptive. However, the correlations we observed between pod length, seed number and eggs per pod were too weak to explain the differences observed between regions, so that other external and internal traits are likely to be involved (e.g., texture, volatile and nonvolatile chemicals [5,35]). Among the chemicals that could be involved, lupanine—a toxic alkaloid—is a good candidate, since it has been shown to reduce pod infestation rate by weevils in the common garden [22,36].

4.2. Role of the Origin of Plants in Oviposition and Feeding Preference

In the two experiments where female weevils were given the choice between pods from native and invaded regions (Brittany *vs.* Reunion and Scotland *vs.* New Zealand), they laid more eggs in pods from the invaded regions. This preference for pods from invaded regions compared to native ones may result from the loss of resistance cues in gorse from invaded regions, which is in agreement with theoretical expectations from the Enemy Release Hypothesis and the Evolution of Increased Competitive Ability Hypothesis [16,17]. Although, more regions should be used and more comparisons should be performed to fully explore the role of the region's status (native or invasive) in

the results obtained. Still, our results are in agreement with experimental observations in other species. Indeed, while relatively few studies have compared fruits' defense/susceptibility among plant populations living with or without enemies, most found a decrease in defense and/or higher susceptibility in the absence of enemies [37–40].

In the experiments where female weevils were given the choice between pods from two native regions (Brittany and Scotland), gorses from both regions had been living in sympatry with *E. ulicis* weevils. Although processes such as genetic drift or indirect selection cannot be excluded, the differences observed likely result from local adaptation between gorses and weevils. Indeed, according to the theory of host-parasite coevolution [11], local adaptation is expected to evolve in this system because: (i) the interaction between *U. europaeus* and *E. ulicis* is very specific [19,24]; and (ii) both species exert strong selective pressures on each other [19,20]. In that case, the preference of weevil females collected in Brittany for pods from Scotland suggests that the plants may defend more efficiently against local herbivores than against alien ones [15]. Further exploration of this hypothesis would need reciprocal experiments to be done in Scotland.

4.3. Feeding Preference

The pattern observed for feeding preference was similar for both sexes, and differed from the pattern of oviposition preference. In particular, when Brittany was involved in a pairwise comparison, the weevils preferred to feed on flowers from Brittany, while they preferred to lay in pods from the other regions. This feeding preference could have been induced by the weevils' past diets [5,41]. Indeed, the weevils used were collected on gorses from Brittany where they fed since their emergence. Testing this hypothesis further was not possible in the absence of weevils from different regions and reciprocal experiments.

In the Scotland vs. New Zealand comparison, an interference with a local preference or past diet cannot occur, because the weevils used originated from neither of these two regions. In this experiment, the feeding preference resembled the oviposition preference: weevils of both sexes preferred to feed on flowers from the invaded region, as expected following Enemy Release [16,17].

Flower size may be involved in weevils' choices, since weevils had a tendency to prefer bigger flowers. Yet, the effect of flower size was only observed in the Brittany/Scotland comparison, in which it was rather low and could not explain the direction of the observed preference (weevils fed more on flowers of gorses from Brittany, although they were on average smaller than flowers of Scottish gorses). Other attractants such as visual cues (e.g., flower spectral quality), feeding stimulants (e.g., sugars), and/or defensive compounds may have played a significant role in the choices observed.

5. Conclusions

By comparing *Exapion ulicis* oviposition choice on gorses with different histories of coevolution with the weevil, we were able to find quantitative and qualitative differences in pod traits involved in the weevils' choices. While further experiments would be necessary to precisely identify all of the cues involved, our results show that *E. ulicis* females use both internal and external cues in their oviposition choice, and that response to at least some of these cues is adaptive. However, the preferences observed here on isolated pods were different from those observed on isolated flowers, and did not explain the

whole-plant infestation rate in the common garden [27]. Together with previous studies, these results reveal that the foraging behaviour of *E. ulicis* weevils requires the capacity to respond to a wide variety of cues: whole-plant traits [21], flower traits, internal and external pod cues (this study), and cues indicating the presence of conspecifics [26] or the presence of the competitor *Cydia succedana* [19]. It would be interesting to apply more widely the theoretical framework developed for parasitoid wasp oviposition [6], to study the evolution of the interaction between phytophagous insects—especially those whose larvae develop at the expense of seeds—and their host plant. The context of enemy release frequently encountered in invasive plant species offers a good opportunity for further exploration in that direction.

Acknowledgements

This work was supported by a Centre National de la Recherche Scientifique ATIP-grant. The authors thank Stéphane Pélletier, Nicolas Chazot and Elissa Agudo Del Pozo for technical assistance, Alan Scaife for English improvement, and Joan van Baaren, Sébastien Dugravot, Philippe Louâpre, and Véronique Martel for their helpful comments on the manuscript.

Conflicts of interest

The authors declare no conflict of interest.

References

1. Jaenike, J. On optimal oviposition behaviour in phytophagous insects. *Theor. Popul. Biol.* **1978**, *14*, 350–356.
2. Gripenberg, S.; Mayhew, P.J.; Parnell, M.; Roslin, T. A meta-analysis of preference-performance relationships in phytophagous insects. *Ecol. Lett.* **2010**, *13*, 383–393.
3. Thompson, J.N. Evolutionary genetics of oviposition preference in swallowtail butterflies. *Evolution* **1988**, *42*, 1223–1234.
4. Bernays, E.A.; Chapman, R.F. *Host-Plant Selection by Phytophagous Insects*; Chapman & Hall: New York, NY, USA, 1994.
5. Schoonhoven, L.M.; van Loon, J.J.A.; Dicke, M. *Insect-Plant Biology*; Oxford University Press Inc.: New York, NY, USA, 2005.
6. Godfray, H.C.J. *Parasitoids. Behavioral and Evolutionary Ecology*; Princeton University Press: Princeton, NJ, USA, 1994.
7. Mauricio, R.; Rausher, M.D. Experimental manipulation of putative selective agents provides evidence for the role of natural enemies in the evolution of plant defense. *Evolution* **1997**, *51*, 1435–1444.
8. Lankau, R.A. Specialist and generalist herbivores exert opposing selection on a chemical defense. *New Phytol.* **2007**, *175*, 176–184.
9. Messina, F.J.; Karren, M.E. Adaptation to a novel host modifies host discrimination by the seed beetle *Callosobruchus maculatus*. *Anim. Behav.* **2003**, *65*, 501–507.
10. Janzen, D.H. When is it coevolution? *Evolution* **1980**, *34*, 611–612.

11. Gandon, S. Local adaptation and the geometry of host-parasite coevolution. *Ecol. Lett.* **2002**, *5*, 246–256.
12. Berenbaum, M.R.; Zangerl, A.R. Chemical phenotype matching between a plant and its insect herbivore. *Proc. Natl. Acad. Sci. USA* **1998**, *95*, 13743–13748.
13. Van Zandt, P.A.; Mopper, S. A meta-analysis of adaptive deme formation in phytophagous insect populations. *Am. Nat.* **1998**, *152*, 595–604.
14. Liu, H.; Stiling, P. Testing the enemy release hypothesis: A review and meta-analysis. *Biol. Invasions* **2006**, *8*, 1535–1545.
15. Kaltz, O.; Shykoff, J.A. Local adaptation in host-parasite systems. *Heredity* **1998**, *81*, 361–370.
16. Blossey, B.; Notzold, R. Evolution of increased competitive ability in invasive nonindigenous plants: A hypothesis. *J. Ecol.* **1995**, *83*, 887–889.
17. Orians, C.M.; Ward, D. Evolution of plant defenses in nonindigenous environments. *Annu. Rev. Entomol.* **2010**, *55*, 439–459.
18. Hill, R.L.; Gourelay, A.H.; Martin, L. Seasonal and geographic variation in the predation of gorse seed, *Ulex europaeus* L., by seed weevil *Apion ulicis* Forst. *N. Z. J. Zool.* **1991**, *18*, 37–43.
19. Barat, M.; Tarayre, M.; Atlan, A. Plant phenology and seed predation: interactions between gorses and weevils in Brittany (France). *Entomol. Exp. Appl.* **2007**, *124*, 167–176.
20. Tarayre, M.; Bowman, G.; Schermann-Legionnet, A.; Barat, M.; Atlan, A. Flowering phenology of *Ulex europaeus*: Ecological consequences of variation within and among populations. *Evol. Ecol.* **2007**, *21*, 395–409.
21. Atlan, A.; Barat, M.; Legionnet, A.S.; Parize, L.; Tarayre, M. Genetic variation in flowering phenology and avoidance of seed predation in native populations of *Ulex europaeus*. *J. Evol. Biol.* **2010**, *23*, 362–371.
22. Hornoy, B.; Atlan, A.; Tarayre, M.; Dugravot, S.; Wink, M. Alkaloid concentration of the invasive plant species *Ulex europaeus* in relation to geographic origin and herbivory. *Naturwissenschaften* **2012**, *99*, 883–892.
23. Bowman, G.; Tarayre, M.; Atlan, A. How is the invasive gorse *Ulex europaeus* pollinated during winter? A lesson from its native range. *Plant. Ecol.* **2008**, *197*, 197–206.
24. Barat, M.; Tarayre, M.; Atlan, A. Genetic divergence and ecological specialisation of seed weevils (*Exapion* spp.) on gorses (*Ulex* spp.). *Ecol. Entomol.* **2008**, *33*, 328–336.
25. Hill, R.L.; Gourelay, A.H.; Fowler, S.V. The Biological Control Program against Gorse in New Zealand. In Proceedings of the X International Symposium on Biological Control of Weeds, University of Bozeman, 4–14 Montana, MT, USA, 1999.
26. Hoddle, M.S. Gorse pod susceptibility and oviposition preference to the gorse weevil, *Apion ulicis* (Forster) (Coleoptera: Apionidae). *N. Z. J. Zool.* **1991**, *18*, 31–35.
27. Hornoy, B.; Tarayre, M.; Hervé, M.; Gigord, L.; Atlan, A. Invasive plants and enemy release: evolution of trait means and trait correlations in *Ulex europaeus*. *PLoS One* **2011**, *6*, e26275.
28. R Development Core Team. *R: A Language and Environment for Statistical Computing*; R Foundation for Statistical Computing: Vienna, Austria, 2010.
29. Smith, M.W.; Mulder, P.G. Oviposition characteristics of pecan weevil. *Southwest Entomol.* **2009**, *34*, 447–455.

30. Redmon, S.G.; Forrest, T.G.; Markin, G.P. Biology of *Bruchidius villosus* (Coleoptera: Bruchidae) on scotch broom in North Carolina. *FLA Entomol.* **2000**, *83*, 242–253.
31. Desouhant, E. La ponte chez le balanin de la châtaigne, *Curculio elephas* (Gyll.) (Coléoptère: Curculionidae). *Ann. Soc. Entomol. Fr.* **1996**, *32*, 445–450, (in Italian).
32. Desouhant, E. Selection of fruits for oviposition by the chestnut weevil, *Curculio elephas*. *Entomol. Exp. Appl.* **1998**, *86*, 71–78.
33. Butlin, R.K.; Day, T.H. Adult size, longevity and fecundity in the seaweed fly, *Coelopa frigida*. *Heredity* **1985**, *54*, 107–110.
34. Honek, A.; Martinkova, Z. Pre-dispersal predation of *Taraxacum officinale* (dandelion) seed. *J. Ecol.* **2005**, *93*, 335–344.
35. Sidney, M.; Brown, K.; Judd, G.J.R.; Gries, G. Stimuli affecting selection of oviposition sites by female peach twig borer, *Anarsia lineatella* Zeller (Lepidoptera: Gelechiidae). *J. Appl. Entomol.* **2008**, *132*, 538–544.
36. Hornoy, B. Processus Evolutifs Contribuant au succès Envahissant de l'ajonc d'Europe. Ph.D. Thesis, Université de Rennes 1, Rennes, France, 2012, (in Italian).
37. Janzen, D.H. Behavior of *Hymenaea courbaril* when its predispersal seed predator is absent. *Science* **1975**, *189*, 145–147.
38. Benkman, C.W. The impact of tree squirrels (*Tamiasciurus*) on limber pine seed dispersal adaptations. *Evolution* **1995**, *49*, 585–592.
39. Blair, A.C.; Wolfe, L.M. The evolution of an invasive plant: an experimental study with *Silene latifolia*. *Ecology* **2004**, *85*, 3035–3042.
40. Elzinga, J.A.; Bernasconi, G. Enhanced frugivory on invasive *Silene latifolia* in its native range due to increased oviposition. *J. Ecol.* **2009**, *97*, 1010–1019.
41. Del Campo, M.L.; Miles, C.L.; Schroeder, F.C.; Müller, C., Booker, R.; Renwick, J.A. Host recognition by the tobacco hornworm is mediated by a host plant compound. *Nature* **2001**, *411*, 186–189.

Appendix

Test of Proportions

In this test, the tested proportions were obtained as following:

$$\hat{\phi} = \sum_{i=1}^m w_i \hat{\phi}_i = \sum_{i=1}^m \frac{n_i}{N} \hat{\phi}_i = \sum_{i=1}^m \frac{n_i}{N} \frac{k_i}{n_i} = \frac{\sum_{i=1}^m k_i}{\sum_{i=1}^m n_i} \quad (\text{A1})$$

where m is the number of repetitions for each choice experiment (sets of females for the oviposition experiment) and N the total number of items (eggs) observed in the experiment. For each repetition, k_i is the number of items observed for a given region and n_i is the total number of items. This sampling design consists in the successive drawing of $n_1, \dots, n_i, \dots, n_m$ Bernoulli trials in m populations of same

composition, with weights $w_i = \frac{n_i}{N}$.

The standard error of \hat{p} is therefore:

$$S = \frac{1}{N} \sqrt{\sum_{i=1}^m \frac{k_i}{n_i} (n_i - k_i)} \quad (\text{A2})$$

and the confidence interval:

$$\left[\hat{p} - \frac{t_{\alpha/2}^{N-1}}{N} \sqrt{\sum_{i=1}^m \frac{k_i}{n_i} (n_i - k_i)}, \hat{p} + \frac{t_{\alpha/2}^{N-1}}{N} \sqrt{\sum_{i=1}^m \frac{k_i}{n_i} (n_i - k_i)} \right] \quad (\text{A3})$$

assuming for \hat{p} a Student-Snedecor distribution (as insured by a sum of more than five binomial random variables). A preference for a region was declared, with risk α , when this confidence interval did not include A5. The accuracy of formula (A6) was verified by simulation, using R random generators.

© 2013 by the authors; licensee MDPI, Basel, Switzerland. This article is an open access article distributed under the terms and conditions of the Creative Commons Attribution license (<http://creativecommons.org/licenses/by/3.0/>).